

The Critical Attributes of a Film Coating to Make a Tablet Easy to Swallow

J.K. Czarnocka¹, Ali Rajabi-Siahboomi², Daniel To², Jason Teckoe², H. K. Batchelor¹

¹University of Birmingham, UK; ²Colorcon, Inc., Harleysville, PA, USA,
www.colorcon.com

AAPS
Poster Reprint 2018

Purpose

Issues in swallowing tablets have been reported in several studies, with up to 37% of adults reporting problems with swallowing [1,2,3]. Specific tablet attributes that caused issues included size and texture. Tablet size is typically dictated by the dose required, yet tablet finish may be optimized by the use of coatings.

Objective

This study investigated the mouthfeel and ease of swallowing of coated and uncoated tablets in a healthy adult population, to determine which factors were most associated with improving the swallowing experience.

Methods

A single centre cross-over study was used to measure the mouthfeel and swallowing experience of four 19 mm placebo tablets. One tablet was uncoated and the other three were coated as detailed in Table 1 (all tablets were provided by Colorcon Inc.).

All participants completed a background questionnaire and then received the same 4 samples in a randomized order. Ethical approval was obtained from the University of Birmingham (ERN_17-0883 (17-1074)).

Table 1: Specification of Tested Tablets

	Tablet specification	Short name
1	Uncoated placebo tablet	Uncoated
2	Opadry® (Complete Film Coating System) 03F white coated placebo tablet	Opadry
3	Opadry® EZ (Easy Swallow Film Coating System) white coated placebo tablet	EZ
4	Opadry® EZ (Easy Swallow Film Coating System) white and clear top-coated placebo tablet	EZ-EZ

Study Activity

Participants were asked to score the mouthfeel after holding the tablet for 10 seconds in their mouth based on the following parameters: smoothness, stickiness, slipperiness, and palatability, using visual analogue scales (VAS). They were also asked to rank the tablets in order of preference for ease of swallowing. The time taken to swallow the tablet and the volume of water used to aid the swallowing were also recorded.

100 mm Visual analogue scale (VAS)



19 mm

OPADRY® EZ

Statistical analysis

Wilcoxon's test was used to determine specific differences between samples; this was used to look at differences between the three coated tablets and significant differences were reported when $p < 0.0167$ (derived from $p = 0.05$ divided by the 3 samples; $0.05/3$).

Results

Mouthfeel

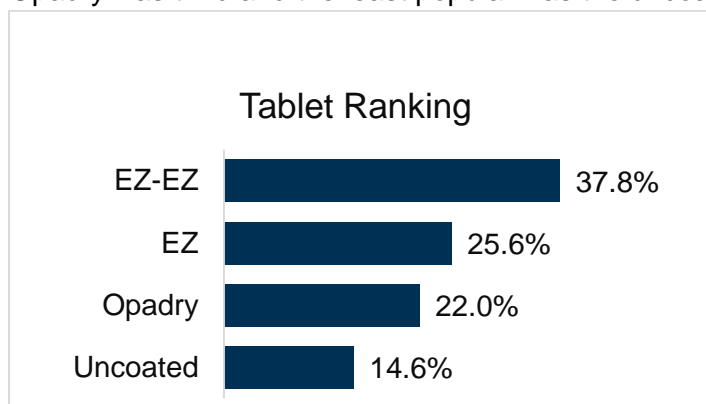
In the analysis of the mouthfeel parameters the uncoated tablet was always statistically significantly worse compared to the three coated tablets based on the VAS scores, $p < 0.01$ from the Wilcoxon's test. Pairwise comparisons between the coated tablets showed significant differences as reported in Table 2.

Table 2: Mouthfeel parameters for the coated tablets

	Order of preference found	Significant differences reported
Roughness: Smooth > Rough	EZ-EZ > Opadry > EZ	EZ-EZ > EZ ***
Adhesiveness: Not Sticky < Sticky	EZ-EZ > EZ > Opadry	EZ-EZ < Opadry*** EZ < Opadry***
Slipperiness: Slippery > Not Slippery	EZ-EZ > EZ > Opadry	EZ-EZ > EZ ** EZ-EZ > Opadry*** EZ > Opadry*
Palatability: Pleasant > Unpleasant	EZ-EZ > EZ > Opadry	EZ-EZ > Opadry***

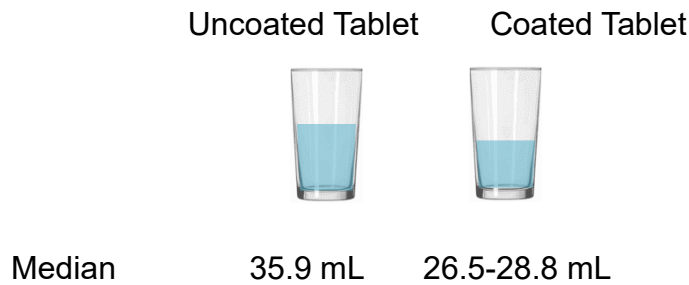
Ranking of easy-swallowing

When the tablets were ranked in order of preference based on overall swallowing experience, the favorite sample was EZ-EZ which was the first choice for 37.8% of participants followed by EZ, Opadry was third and the least popular was the uncoated tablet.



Water

All coated tablets required less volume of water to swallow compared to the uncoated tablet ($p < 0.05$).

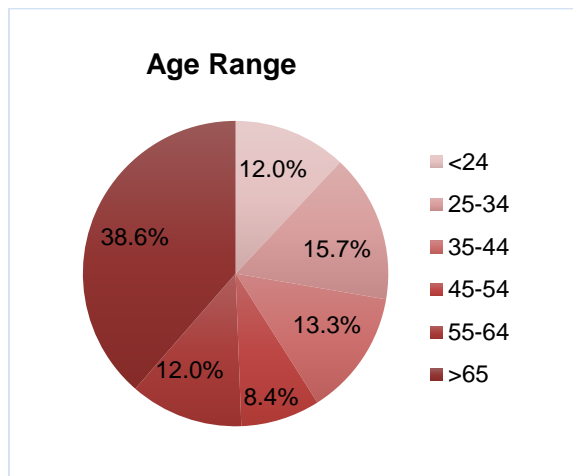


Time

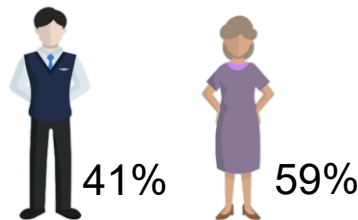
The time taken to swallow tablets ranged from 1 to 49 seconds. This parameter was measured by participants and was calculated from the time of placing the tablet in the mouth to feeling that the swallowing was complete. Both the EZ-EZ and the Opadry coated tablets were swallowed significantly quicker than the uncoated tablet with median times being 6 seconds for the coated tablets and 7 seconds for the uncoated tablet ($p < 0.05$).

Demographics

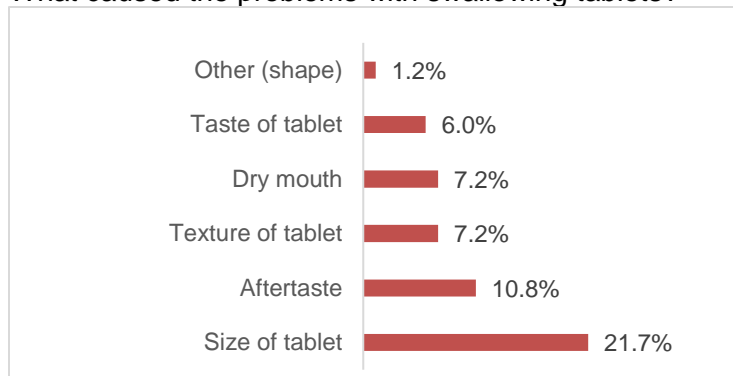
The study included 83 non-smoking, healthy adults between 18 and 75 years of age, with those over 55 years making up half of the participants. 26.8% ($n=22$) of those recruited reported previously having difficulty in swallowing tablets, with 6 of those mentioning that tablet texture was a specific issue.



Gender



What caused the problems with swallowing tablets?



Conclusions

These results show that the mouthfeel results relate to the overall swallowing experience. The slipperiness score was the only one of the four parameters measured that discriminated between all the tablets and placed them in the same order as the overall swallowing experience. Thus, the slipperiness of the tablet is the best predictor of the ease-of-swallowing.

Key points

- ✓ This study showed that uncoated tablets are inferior to coated tablets in terms of ease of swallowing.
- ✓ The EZ-EZ tablet was the favored tablet in terms of mouthfeel and ease of swallowing.
- ✓ Data suggests the level of slipperiness of tablets is an optimal measure to rank the tablets for ease of swallowing.

References

1. Andersen O, Zweidorff OK, Hjelde T, Rodland EA. Problemer med å svelge tabletter [Problems when swallowing tablets. A questionnaire study from general practice]. Tidsskr Nor Laegeforen. 1995;115:947–9.
2. Schiele, J. T., et al. (2013). "Difficulties swallowing solid oral dosage forms in a general practice population: prevalence, causes, and relationship to dosage forms." Eur J Clin Pharmacol 69(4):937-948.
3. Carnaby-Mann G, Crary M. Pill Swallowing by Adults With Dysphagia. Arch Otolaryngol Head Neck Surg. 2005;131(11):970–975. doi:10.1001/archotol.131.11.970

The information contained herein, to the best of Colorcon, Inc.'s knowledge is true and accurate. Any recommendations or suggestions of Colorcon, Inc. with regard to the products provided by Colorcon, Inc. are made without warranty, either implied or expressed, because of the variations in methods, conditions and equipment which may be used in commercially processing the products, and no such warranties are made for the suitability of the products for any applications that you may have disclosed. Colorcon, Inc. shall not be liable for loss of profit or for incidental, special or consequential loss or damages.

Colorcon, Inc. makes no warranty, either expressed or implied, that the use of the products provided by Colorcon, Inc., will not infringe any trademark, trade, copyright, patent or other rights held by any third person or entity when used in the customer's application.

For more information, contact your Colorcon representative or call:

North America +1-215-699-7733	Europe/Middle East/Africa +44-(0)-1322-293000	Latin America +54-1-5556-7700	India +91-832-6727373	China +86-21-61982300
---	---	---	---------------------------------	---------------------------------

You can also visit our website at www.colorcon.com



© BPSI Holdings LLC, 2018.

The information contained in this document is proprietary to Colorcon and may not be used or disseminated inappropriately.

All trademarks, except where noted, are property of BPSI Holdings, LLC.

AAPS_2018_UofB_EZ