



Identification and Influence of Critical Coating Process Parameters on Drug Release from a Fully Formulated Aqueous Ethylcellulose Dispersion

Charles F. Vesey, Michelle Rizzo, and Ali R. Rajabi-Siahboomi Colorcon, West Point, PA, USA

Introduction

Extended release (ER) of drugs using barrier membrane coated multi-particulate systems continues to grow in the market place. Ethylcellulose barrier membrane, applied organically or in the form of its aqueous dispersion, is the most popular used polymer for this application. The objective of this study was to identify and study the influence of critical film coating process parameters on drug release behavior and the output or response variables of that process.

Methodology

An aqueous ethylcellulose dispersion (Surelease[®] E-7-19050, Colorcon, USA) was applied on 18-20 mesh pellets drug layered with chlorpheniramine maleate (34 mgg-1) as a model drug. A two-level, full factorial, structured formal experimental design was developed using design of experiment (DoE) software. The effects of four coating process variables (inlet air temperature, atomizing air pressure, fluid delivery rate, and percent solids concentration) were investigated in a Glatt GPCG-3 fluid-bed equipped with a Wurster insert.

One non-numeric process related variable examined was post coating thermal (curing) treatment.

Table 1. Fluid-bed Coating Experimental Process Variables

Variable Name	Units	Low Level	High Level
Inlet Air Temperature	°C	55	75
Spray rate	g min ⁻¹	10	40
Atomizing Air Pressure	Bar	1	3
Surelease [®] Solids Content	%	10.0	22.5
Curing @ 60°C	Hours	0	24

Table 1 shows the coating process ranges that were used to encompass typically recommended settings within the particular equipment utilized in this study. Other process coating variables were held constant.

Nineteen coating runs including three replicates, for purposes of determining experimental error, were carried out. A total batch weight of 2.5 kg drug layered pellets coated to a theoretical 10% weight gain was used in each coating trial.

Response variables examined were: product temperature, process air flow, process coating efficiency, agglomeration, and drug release.

Product temperature and process air flow response data were obtained from an average of recorded values obtained during each coating trial.

Dissolution testing was carried out for all coating trials to assess the effect of coating process conditions on drug release characteristics. Twelve-hour dissolution testing in a USP apparatus I (basket), distilled water at 37± 0.5 °C and 100 rpm was carried out for all samples. Additionally, samples were cured for 24 hours in an oven at 60°C and retested to study possible changes in drug release as a result of further coalescence of the latex coating.

Dissolution profiles were compared using both time for fifty percent drug release (T₅₀) and a similarity factor (f₂).

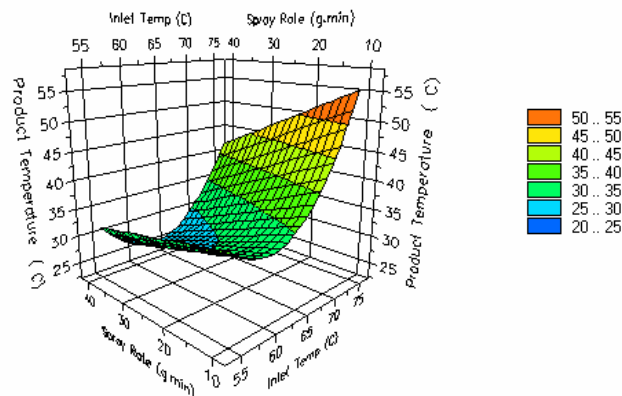
Results and Discussions

Summary of Ranges in Values of Response Variables Obtained

Response Variable	Units	Range
1. Product Temperature	°C	28-59
2. Process Air Flow	ft ³ min ⁻¹	67-174
3. Coating Process Efficiency	%	69.1-95.9
4. Agglomeration	%	0.0-16.0
5. Drug Release	% min ⁻¹	59.9-97.4

Product Temperature

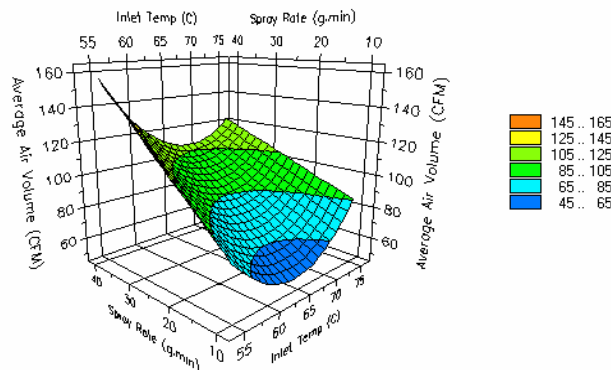
Influence of Inlet Temperature and Spray Rate on Product Temperature
Atomization Air = 2 bar ; Solids Content = 16.25%



Product temperatures ranged from approximately 28°C – 59°C. Inlet air temperature and coating dispersion spray rate accounted for the majority of the effects on product temperature. Not surprisingly, an increase in process inlet temperature resulted in a higher product bed temperature. This response was greatest at lower coating dispersion spray rates.

Process Air Flow

Influence of Spray Rate & Inlet Temperature on Process Air Flow
Atomization Air = 2 bar ; Solids Content = 16.25%

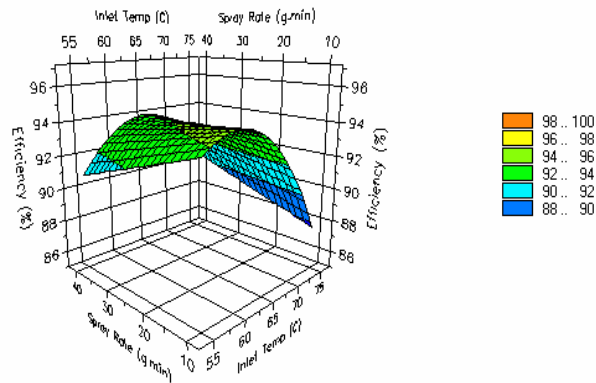


Depending on the process conditions employed, process air flow had to be adjusted to maintain a constant fluidizing pattern.

All processing conditions had some noticeable effect on process air flow. The major factor creating the need to adjust process air flow was the relative wetness of the product, and thus was impacted the greatest at high spray rates, spraying the coating suspension in its most dilute form, and employing the lowest atomizing air pressures.

Process Coating Efficiency

Influence of Inlet Air Temperature & Spray Rate on Coating Process Efficiency
Atomization Air = 2 Bar; Solids Content = 16.25%



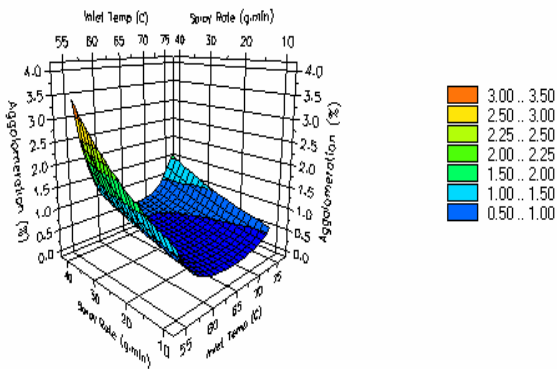
Coating process efficiencies in excess of 90% were obtained.

Virtually all the process variables examined in this study had an impact on process efficiency, and to a similar extent. The highest process efficiencies were achieved at a combination of the lowest inlet temperatures and slowest spray rates. As expected, increasing inlet temperature and decreasing spray rate resulted in lower process efficiency due to spray drying and attrition.

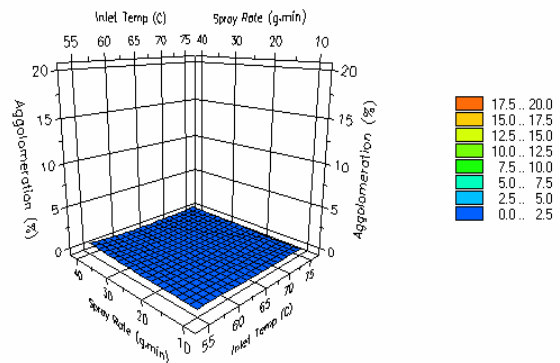
It must be noted that some of the trials with the highest efficiencies also were prone to agglomeration of the beads.

Agglomeration

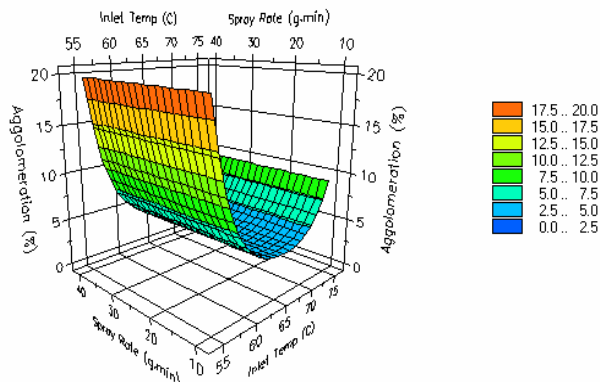
Influence of Spray Rate & Inlet Temperature on Product Agglomeration
Atomization Air = 2 bar; Solids Content = 16.25%



Influence of Spray Rate and Inlet Temperature on Product Agglomeration
Atomization Air = 3 bar; Solids Content = 10%



Influence of Spray Rate and Inlet Temperature on Product Agglomeration
Atomization Air = 1 bar; Solids Content = 22.5%

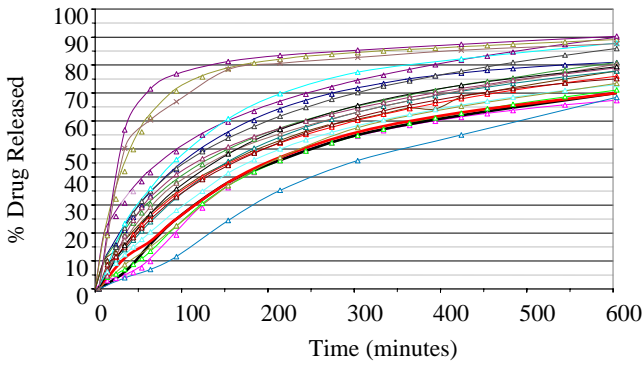


Both low atomization air pressure and high dispersion solids content were the main cause of agglomeration. Product agglomeration was worst at low atomization air pressures and high solids content. This may be due to larger dispersion droplet size caused by low air: liquid ratios and higher viscosity.

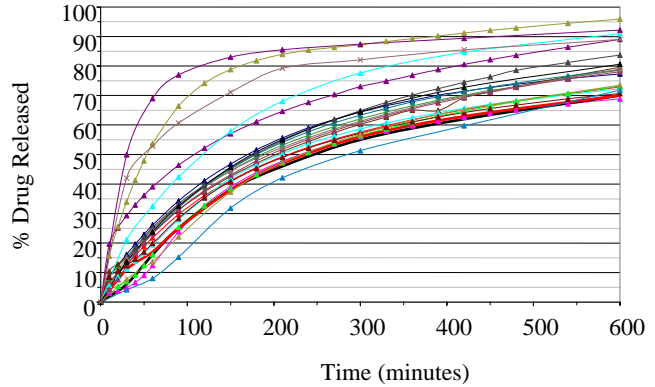
Product agglomeration could be minimized by coating at both moderate atomization air pressures and solids content.

Drug Release Characteristics

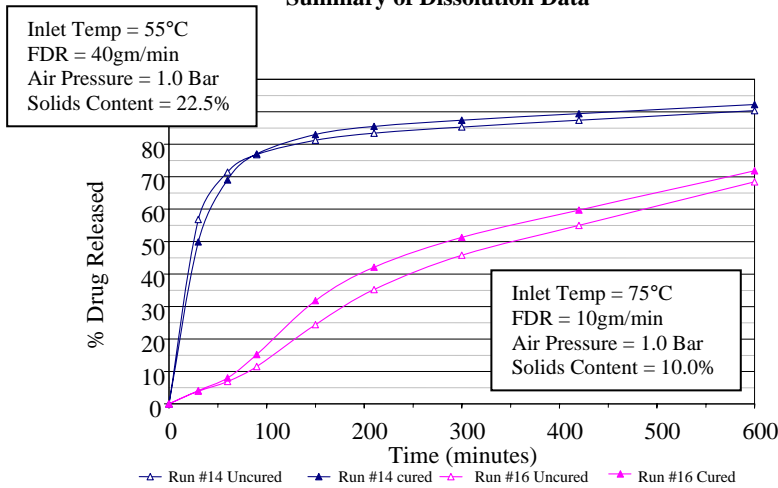
Summary of Dissolution Data for All Runs (Uncured)



Summary of Dissolution Data for All Runs (Cured)

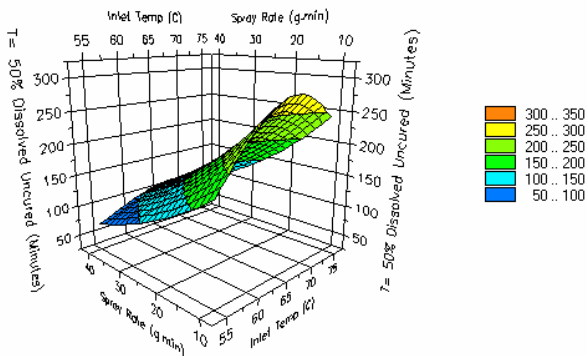


Fastest Drug Release versus Slowest Drug Release
Summary of Dissolution Data

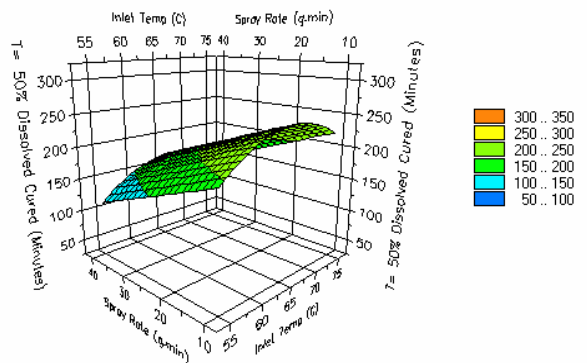


Drug Release (T₅₀) Versus Process Conditions

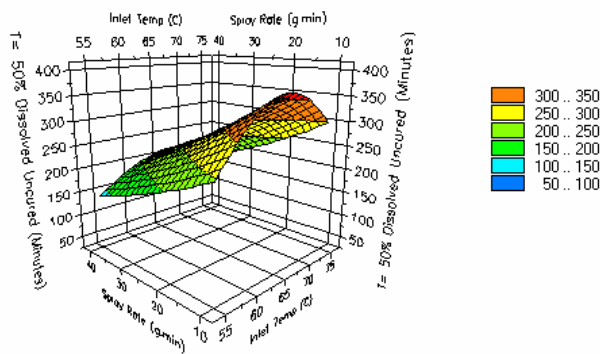
Influence of Spray Rate & Inlet Temperature on Drug Release
T = 50% Dissolved - Uncured



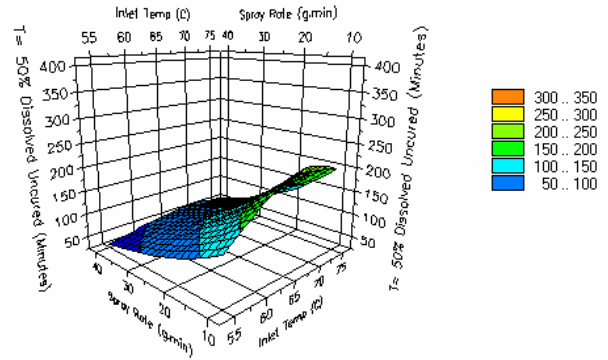
Influence of Spray Rate & Inlet Temperature on Drug Release
T = 50% Dissolved - Cured



Influence of Spray Rate & Inlet Temperature on Drug Release
 T= 50% Dissolved Uncured
 Dispersion Solids Content = 10%



Influence of Spray Rate & Inlet Temperature on Drug Release
 T= 50% Dissolved Uncured
 Dispersion Solids Content = 22.5%

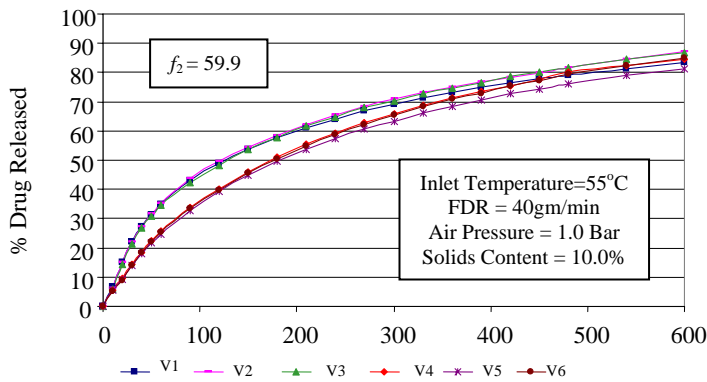


While all process conditions demonstrated some effect on drug release, dispersion solids content & dispersion application rate had the greatest effects, as shown above.

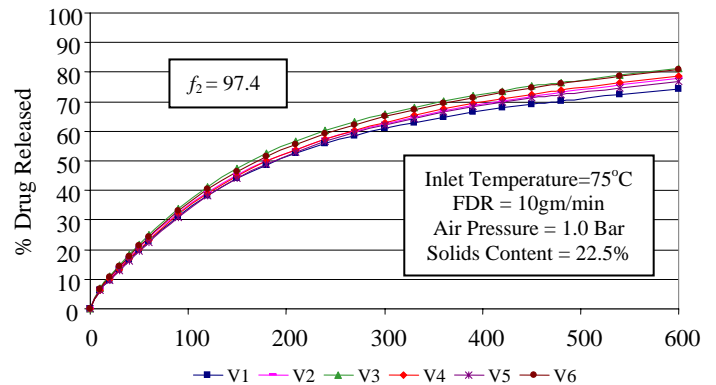
Application of the dispersion at higher spray rates or lower solids content resulted in faster drug release. This is presumably due to migration of the drug during the coating process.

Comparison of highest and lowest f_2 values obtained in DoE.

Design of Experiments - Run #8



Design of Experiments - Run #6



A comparison of highest and lowest f_2 values obtained for all coating trials and their processing conditions is illustrated above.

In spite of the illustrated effect of process conditions on drug release rates between runs, curing effects were not evident. (V1 - V3 Uncured, V4 - V6 Cured)

Conclusions

Within the scope of this study, a broad range of results was obtained, illustrating the usefulness of DoE in identification and optimization of critical coating process parameters.

While a broad range of f_2 values were obtained, the results indicate that curing did not have a significant effect on drug release. However coating process conditions, particularly dispersion solids content and application rate, did have an effect on drug release.

World Headquarters

Colorcon

415 Moyer Blvd., P.O. Box 24, West Point, PA 19486-0024

Tel: 215-699-7733 Fax: 215-661-2605 Web Site @http://www.colorcon.com E.mail: modified_release@colorcon.com

Locations	Telephone	Facsimile	Locations	Telephone	Facsimile
<i>United States</i>			<i>Asia/Pacific</i>		
Santa Ana, California	714-549-0631	714-549-4921	Singapore	65-6438-0318	65-6438-0178
Indianapolis, Indiana	317-545-6211	317-545-6218	Nishiyama, Japan	81-5-4465-2711	81-5-4465-2730
Humacao, Puerto Rico	787-852-3815	787-852-0030	Shanghai, China	86-21-5442-2222	86-21-5442-2229
Quebec, Canada	514-337-8341	514-337-9159	Goa, India	91-832-288-3434	91-832-288-3440
			Seoul, Korea	82-2-2057-2713	82-2-2057-2179
<i>Europe</i>			<i>Latin America</i>		
Dartford, Kent, England	44-1322-293000	44-1322-627200	Buenos Aires, Argentina	54-911-4552-1565	54-911-4552-3997
Massy, France	33-1-6447-9750	33-1-6932-5983	Cotia, Brasil	55-11-4612-4262	55-11-4612-3307
Idstein, Germany	49-6126-9961-0	49-6126-9961-11	Bogota, Colombia	571-418-1202	571-418-1257
Gallarate, Italy	39-0331-776932	39-0331-776831	Santa Fe, Mexico	525-5-3000-5700	525-5-3000-5701
Budapest, Hungary	36-1-200-8000	36-1-200-8010	Caracas, Venezuela	58-212-442-4819	58-212-442-8724
Barcelona, Spain	34-9-3589-3756	34-9-3589-3792			
Istanbul, Turkey	90-216-465-0360	90-216-465-0361			

The information contained herein, to the best of our knowledge is true and accurate. Any recommendations or suggestions are made without warranty or guarantee, since the conditions of use are beyond our control. Any information contained herein is intended as a recommendation for use of our products so as not to infringe on any patent.

© Colorcon, 2007. The information contained in this document is proprietary to Colorcon and may not be used or disseminated inappropriately.

Surelease® is a registered trademark of BPSI Holdings LLC

mr/aaps_2007/coating_process_cv/12.2007

First Published: 12/2007