



### Application of an Aqueous Ethylcellulose Dispersion in Multiple-Unit Pellet Systems.

Viena D. Dias, Kurt Fegely, Abhijit V. Gothoskar and Ali R. Rajabi-Siahboomi  
Colorcon Asia Pvt. Ltd, Verna, Goa, India. 403722

#### Abstract Summary

The objective of this work was to investigate drug release from compressed multiple-unit pellet systems, coated with an aqueous ethylcellulose dispersion (Surelease<sup>®</sup> E-7-19040). Damage during compression, a major challenge in the compaction of coated pellets, was minimized through the use of protective excipients.

#### Introduction

Compressed multi-unit pellet systems (MUPS) combine the clinical advantages of a multi-unit system with the cost-effectiveness of a tablet dosage form. Several reports on such systems exist, the majority of which are based on pellets organically coated with ethylcellulose. Environment, health and safety concerns require an evaluation of aqueously coated pellets in such systems.

Compression of coated pellets into disintegrating tablets may lead to damage of the film coating, resulting in altered drug release characteristics as compared to non-compressed pellets. In order to protect the integrity of coated pellets, excipients with protective (cushioning) properties are incorporated into tablet formulations. This study examines the compression of pellets coated with an ethylcellulose aqueous dispersion (Surelease E-7-19040), and the impact of cushioning materials on drug release.

#### Experimental Methods

##### Preparation of Drug Pellets

One hundred grams of microcrystalline cellulose (MCC) spheres (Celphere<sup>®</sup> CP-203, Asahi Kasei) were layered with a metoprolol succinate (MS)-binder solution in an Aeromatic Strea-1<sup>™</sup>, fluid-bed coater (Aeromatic-Fielder). Drug layered pellets were then seal coated (1% weight gain), barrier coated (26% weight gain), and then top coated (3% weight gain). The composition of all coating solutions is shown in Table 1.

Table 1: Coating Compositions

Layer	Ingredient	g
Drug-binder solution	Metoprolol succinate (IPCA)	300.0
	Opadry <sup>®</sup> 03F59040 (Colorcon)	15.0
	Kollidon <sup>®</sup> 30 (BASF)	9.0
	Purified water	1412.0
Seal coat	Opadry 03F59040	4.2
	Purified water	137.0
Barrier coat	Surelease E-7-19040 (Colorcon)	445.0
	Purified water	297.0
Top coat	Opadry 03F59040	16.8
	Purified water	523.0

## Protective Particles

Partially pre-gelatinized maize starch (Starch<sup>®</sup> 1500, Colorcon), microcrystalline cellulose or MCC (Avicel<sup>®</sup> PH102, FMC), and spray-dried lactose (Lactopress<sup>®</sup>, Borculo Domo Ingredients) were each evaluated as cushioning agents at 70% w/w level.

Additionally, each of these materials was modified using a melt granulation process and further evaluated as cushioning agents. For example, Avicel PH102, low viscosity hypromellose (Methocel<sup>™</sup> E3 LV, Dow) and polyplasdone XL<sup>®</sup> (crospovidone, ISP) were blended together and granulated using melted cetyl alcohol in a food processor (Grinderman, Sumeet machines). Aerosil<sup>®</sup> 200 (degussa) was then added to the granules. A similar procedure was followed using Starch 1500 or Lactopress in place of Avicel.

These three different granulate materials were then evaluated for their cushioning ability.

## Tableting

Blends containing neat excipients (70%) and coated pellets (30%) were compressed. In the case of the modified excipients, the formulation contained the modified excipient (39-69%), Avicel PH102 (1%) and drug pellets (30-60%). Blending was carried out in a V-blender (Karnawati). Tablets weighing 330 mg were compressed on an instrumented 8 station rotary tablet press (Rimek) fitted with 10 mm standard concave tooling. Tablets were compressed at compaction forces of 3, 4, 5 and 7 kN.

## Tablet Testing

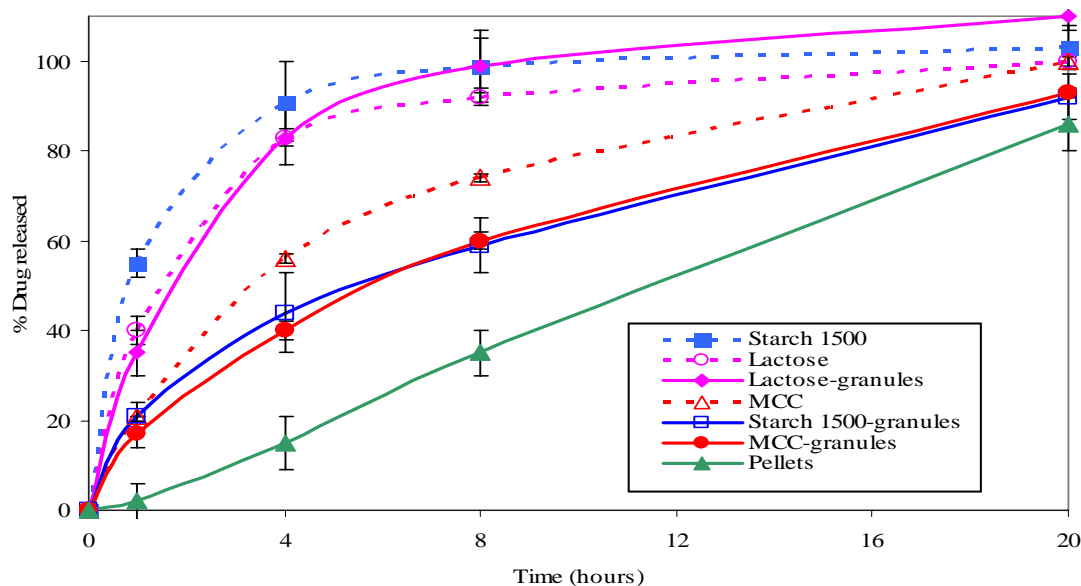
Diametrical crushing strength and friability of the tablets were determined using a PTB 311E hardness tester (PharmaTest) and a USP compliant Friabilator (Electrolab), respectively. Disintegration time was measured in an ED-2L (Electrolab) disintegration tester using water maintained at 37°C (±0.5°C). Dissolution testing was performed in a USP apparatus II, paddles (Electrolab) at 50 rpm. The dissolution medium was 500 ml of pH 6.8 phosphate buffer. Samples were withdrawn at 1, 4, 8 and 20 hours and an equivalent amount replaced with fresh dissolution medium. Samples were analyzed chromatographically using the USP test method for metoprolol succinate extended release (ER) tablets.

## Results and Discussion

Figure 1 shows drug release profiles from MUPS compressed using neat excipients or granulated excipients. As expected, when neat MCC was used, it provided better protection to the coated pellets than when either partially pregelatinized starch or lactose was used.

It has been reported that, plastically deforming excipients are more effective in protecting the coated pellets during compression (Beckert et al 1996; Torrado and Augsburg, 1994). As MCC undergoes plastic deformation as compared to lactose which undergoes fragmentation and partially pregelatinized starch generally deforms by both mechanisms, it provides a better protection to the coated pellets. With respect to the granulated materials, MCC and partially pregelatinized starch afforded a similar protective effect to the pellets. Lactose however, provided no protection even after granulation.

**Figure 1: The Influence of Type of Cushioning Agent Used on Metoprolol Succinate Release Profiles from MUPS**



The term “protective excipient” through the remainder of this work will refer to the MCC granules prepared using the melt granulation process.

**Figure 2: The Influence of Proportion of Coated Pellets Used in MUPS on Drug Release**

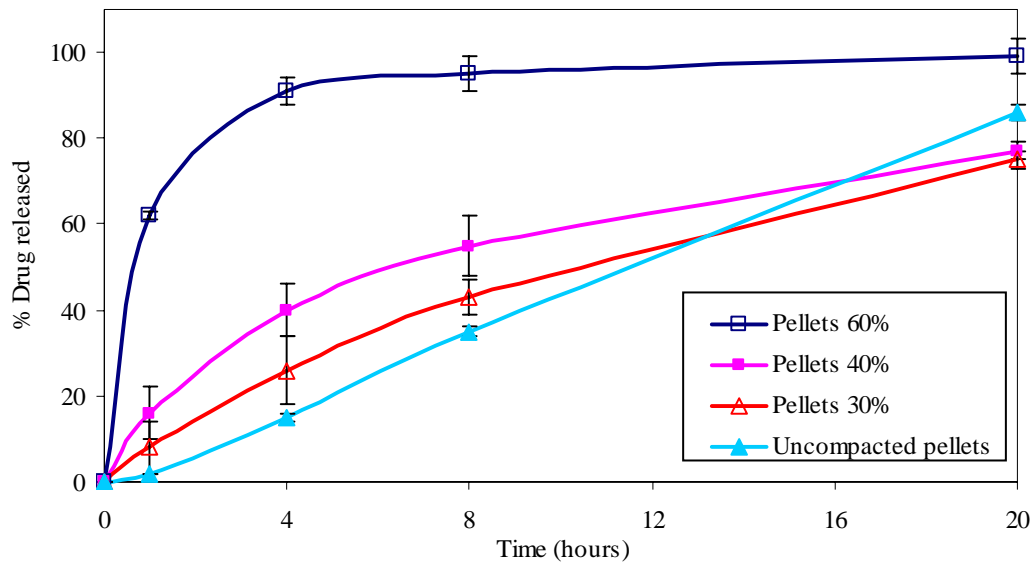


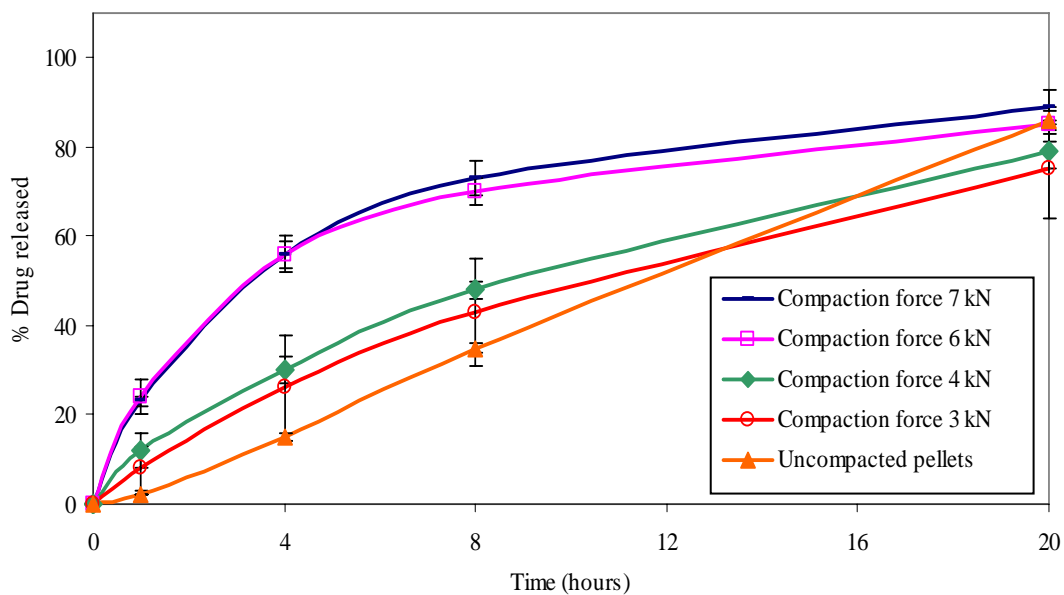
Figure 2 shows that the uncompressed coated drug pellets had an extended drug release profile. Compressing coated pellets (60% pellets) with 40% protective granulated excipient resulted in the loss of their ER properties.

Increasing the protective excipient to 70% ( $t_{50\%} \sim 10.4$  hr) minimized damage to the compressed drug pellets, with the  $f_2$  between compressed and uncompressed pellets being 60.9. Values for  $f_2$  between 50 and 100 indicate that the two profiles are similar (Federal Register, 1995).

This is explained by the lower yield pressure of the soft granulated material which absorbs the energy of compaction and preferentially deforms under pressure, thus protecting the pellets. A higher level of the cushioning excipient also reduces the number of pellets coming in direct contact with each other or with the punch surfaces during the compression cycle which can cause pellets to rupture (Beckert et al, 1996).

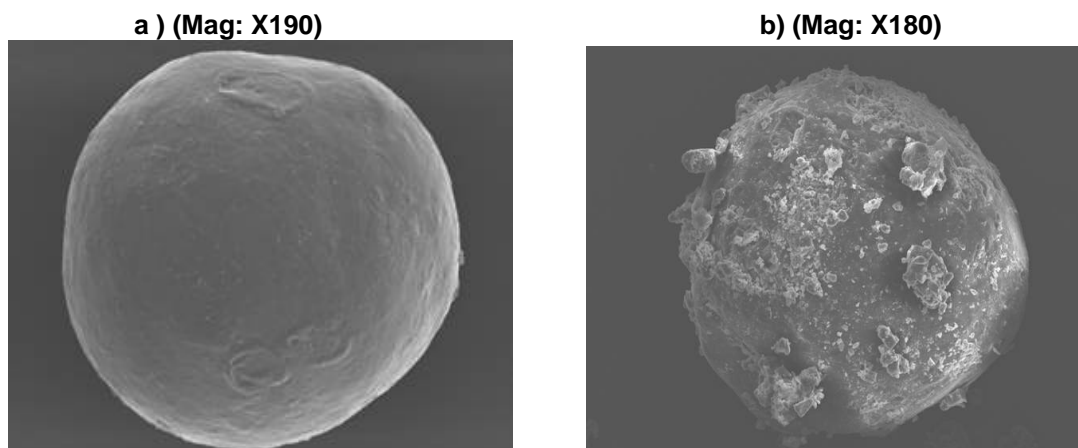
Increasing compaction force results in faster drug release (Figure 3) indicating damage to the film coating. The  $f_2$  values for tablets compressed at compression forces of 3 kN and 4 kN were 60.2 and 55.3 respectively, Low friability values of less than 0.5% were achieved, due to the excellent binding and compressibility properties of the granulated excipient.

**Figure 3: Influence of Compression Force on Drug Release Profiles (MUPS Containing 70%w/w Granulated Excipient)**



Increasing the tablet compaction force produced tablets of greater strength. However, an increase in tablet disintegration time was also observed (>15 minutes for compaction forces above 7 kN). Higher disintegration times could be attributed to a lower penetration of the disintegration test media into the tablet, due to the presence of the cetyl alcohol in the granules.

**Figure 4: SEM Images a) Coated Pellet; b) Deaggregated Pellet after Compression**



SEM images of coated pellets (Figure 4a) reveal a smooth surface. Pellets de-aggregated from the cushioning material after compression (at 3 kN) indicate that the pellets were sufficiently protected during tableting (Figure 4b). No cracks or indentations on the pellet surface were visible.

### **Conclusion**

Pellets coated with an aqueous ethylcellulose dispersion (Surelease E-7-19040) were incorporated into a multiple unit pellet system, with minimal changes in drug release. Inclusion of 60-70% cushioning granules into the MUPS resulted in hard tablets with low friability and consistent drug release profiles.

### **References**

1. Beckert, T.E., et.al., Compression of enteric-coated pellets to disintegrating tablets. *Int. J. Pharm.* 143 (1996) 13-23.
2. Federal Register, Food and Drug Administration, Volume 60, No. 230, 1995, p. 61642.
3. Torrado, J.J. and Augsburger, L.L., Effect of different excipients on the tableting of coated particles. *Int. J. Pharm.*, 106(1994)149-155.
4. Zhang, Y., et.al., Physical properties and compact analysis of commonly used Direct compression binders. *AAPS PharmSciTech* (2003); 4 (4) Article 62.

**World Headquarters**

Colorcon

415 Moyer Blvd., P.O. Box 24, West Point, PA 19486-0024

Tel: 215-699-7733 Fax: 215-661-2605 Web Site @<http://www.colorcon.com> E.mail: [modified\\_release@colorcon.com](mailto:modified_release@colorcon.com)

<b>Locations</b>	<b>Telephone</b>	<b>Facsimile</b>	<b>Locations</b>	<b>Telephone</b>	<b>Facsimile</b>
<i>United States</i>			<i>Asia/Pacific</i>		
Santa Ana, California	714-549-0631	714-549-4921	Singapore	65-6438-0318	65-6438-0178
Indianapolis, Indiana	317-545-6211	317-545-6218	Nishiyama, Japan	81-5-4465-2711	81-5-4465-2730
Humacao, Puerto Rico	787-852-3815	787-852-0030	Shanghai, China	86-21-5442-2222	86-21-5442-2229
Quebec, Canada	514-337-8341	514-337-9159	Goa, India	91-832-288-3434	91-832-288-3440
			Seoul, Korea	82-2-2057-2713	82-2-2057-2179
<i>Europe</i>			<i>Latin America</i>		
Dartford, Kent, England	44-1322-293000	44-1322-627200	Buenos Aires, Argentina	54-911-4552-1565	54-911-4552-3997
Bougival, France	33-1-3082-1582	33-1-3082-7879	Cotia, Brasil	55-11-4612-4262	55-11-4612-3307
Idstein, Germany	49-6126-9961-0	49-6126-9961-11	Bogota, Colombia	571-418-1202	571-418-1257
Gallarate, Italy	39-0331-776932	39-0331-776831	Santa Fe, Mexico	525-5-3000-5700	525-5-3000-5701
Budapest, Hungary	36-1-200-8000	36-1-200-8010	Caracas, Venezuela	58-212-442-4819	58-212-442-8724
Barcelona, Spain	34-9-3589-3756	34-9-3589-3792			
Istanbul, Turkey	90-216-465-0360	90-216-465-0361			

The information contained herein, to the best of our knowledge is true and accurate. Any recommendations or suggestions are made without warranty or guarantee, since the conditions of use are beyond our control. Any information contained herein is intended as a recommendation for use of our products so as not to infringe on any patent.

© Colorcon, 2007. The information contained in this document is proprietary to Colorcon and may not be used or disseminated inappropriately. Surelease<sup>®</sup>, Opadry<sup>®</sup> and Starch<sup>®</sup> 1500 are registered trademarks of BPSI Holdings LLC. Avicel is a registered trademark of FMC Corporation. Aerosil is a registered trademark of Degussa AG. [mr/crs\\_2007/ethylcellulose\\_vdd/07.2007](http://mr/crs_2007/ethylcellulose_vdd/07.2007)