



Poster Reprint
AAPS Annual Meeting
November 2007

The Influence of Hydrophilic Pore Formers on Dipyridamole Release from Aqueous Ethylcellulose Film-Coated Pellets

Dasha Palmer, Hue Vuong, Marina Levina and Ali R.Rajabi-Siahboomi
Colorcon, Dartford, United Kingdom

Introduction

There is growing interest in extended release (ER) drug delivery systems, especially in the design of challenging formulations such as multi-particulate (MP) systems containing poorly water-soluble actives.

After ingestion, MP dosage forms move more evenly through the gastro-intestinal tract than monolithic dosage forms, leading to a reduced risk of local side-effects and dose dumping¹. Ethylcellulose (EC) is a water-insoluble polymer, widely used in organic and aqueous film coating applications to achieve extended drug release².

The objective of this work was to study the effect of incorporating water-soluble polyvinyl alcohol (PVA) and polyethylene glycol (PEG) as a pore former into aqueous EC (Surelease[®], Colorcon) films, and how they influence dipyridamole release from the pellets.

Methodology

Drug Layering

Dipyridamole (Aceto Corporation, USA) was dispersed in 8% w/w aqueous Opadry[®] OY-29020 Clear (Colorcon, USA) solution and mixed for 45 minutes using a low-shear propeller blender (IKA Labortechnik, Germany). The prepared solution was then screened through a 250 µm sieve. Drug was layered onto a 1.2 kg batch of non-pareils (NPTAB 650, NP Pharm, France) in a Glatt GPCG-1.1 (Glatt GmbH, Germany) fluid-bed fitted with a Würster column and 1-mm Schlick spraying nozzle.

Surelease[®] and Surelease[®]/Pore Former Coating

Drug-layered pellets were coated with Surelease[®] E-7-19040 to 2.5, 3.5, 5, 7.5, 10 and 12% weight gain (WG). Drug-layered beads were also coated with dispersions containing various ratios (95:5, 90:10, 85:15, 80:20, 70:30) of Surelease[®] and pore former (PVA or 83:17 PVA/PEG 3350) to 12% WG (Table 1). All coating trials were performed using dispersion at 15% w/w solids level.

Dispersion Viscosity Measurement

Viscosity measurements of Surelease[®] dispersion at 15% solids containing 10, 20 and 30% (w/w, with respect to dry powder) of pore formers were carried out using a digital Rheometer (DV-III+rheometer, Brookfield Engineering Laboratories, USA).

Table 1. Surelease[®]/Pore Former Dispersion (15% solids, 1 kg) Preparation

Surelease [®] : Pore Former Ratio	Amount of individual ingredients added (g)		
	Surelease [®] dispersion*	Pore former solution**	Water
95:5	570	50	380
90:10	540	100	360
85:15	510	150	340
80:20	480	200	320
70:30	420	300	280

* Surelease[®] dispersion at 25% solids ** Pore former solution at 15% solids



Optical & Scanning Electron Microscopy Study

Appearance of pellets post drug layering and Surelease[®]/pore former coating was inspected using a light microscope (Olympus Optical Company, Japan) fitted with a digital camera and scanning electron microscope (JEOL, Japan).

Dissolution Testing

Drug release was measured from 1 gram of coated beads in a Sotax (Switzerland) dissolution bath in accordance with the USP monograph for “Dipyridamole tablets”, but using Apparatus I (baskets) at 50 rpm. Dissolution medium was 0.1N HCl at 37.0±0.5°C. A dual beam UV/VIS spectrophotometer (Lambda 25, Perkin Elmer Instruments, UK) was used for the detection of dipyridamole at a wavelength of 283 nm. The mean of three determinations is reported. The dissolution profile comparison was carried out using a similarity factor (f_2). An f_2 value between 50 and 100 indicates that the two dissolution profiles are similar.^{4,5}

Results and Discussions

It was found that upon addition of pore former (up to 30% w/w) to Surelease[®] the viscosity of the final dispersion increased, from less than 50 mPa-s to 420 and 350 mPa-s for PVA and PVA/PEG, respectively (Figure 1). Therefore 15% solids was considered to be an optimum dispersion concentration for conducting coating trials. Drug-layered and ER film-coated pellets exhibited good appearance, showing no visually or microscopically detected defects in the coating (Figure 2).

Figure 1. Viscosity Profiles of Surelease[®] Dispersion (15% solids) Containing PVA or PVA/PEG

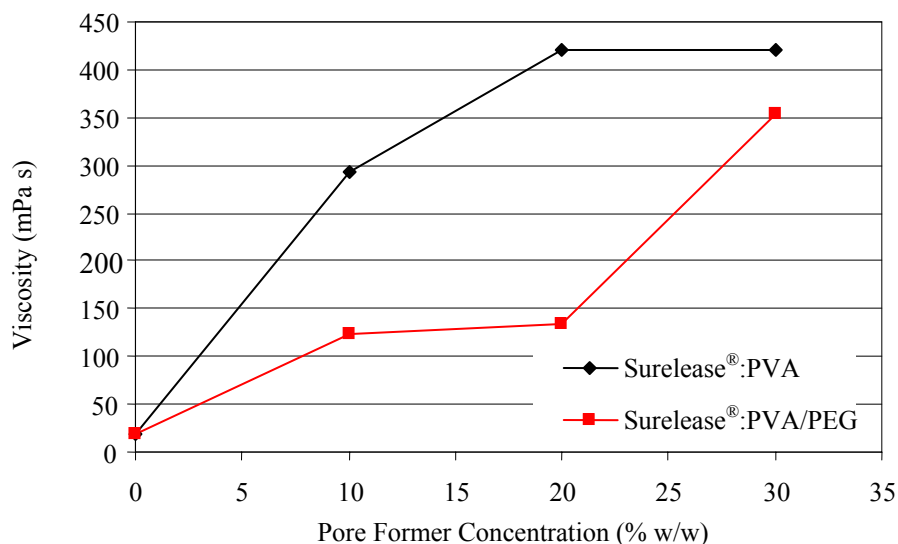
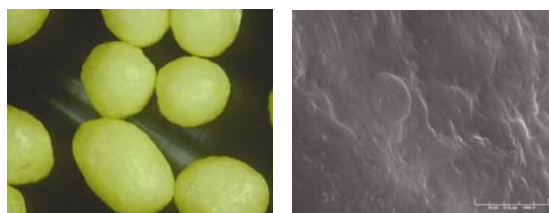


Figure 2. Drug-layered Pellets Coated with Surelease[®] or Surelease[®]/Pore Former (a) x50, (b) x1000 magnification



Dipyridamole dissolution data was highly reproducible with standard deviations of less than 2% (n=3). Figure 3 shows that the rate of drug release from Surelease® coated pellets decreased progressively as the coating level increased. At 12% WG only 20% of the drug was dissolved after 8 hours. Additionally, a lag time developed as the coating level exceeded 5% WG.

The inclusion of pore-formers into the EC film increased the dipyridamole release rate. For samples containing 20% w/w or more of the pore-former, approximately 90% of the drug was dissolved after 8 hours, compared to only 20% released from the Surelease® film (Figure 4). The enhanced dissolution rate was probably due to an increased permeability of the barrier membrane.

Inclusion of PEG with PVA in Surelease® did not significantly change the drug release compared to the ER film with PVA only. This was confirmed by the *f*₂ values being greater than 50 (Table 2).

Figure 3. Dipyridamole Dissolution from Surelease® Coated Pellets

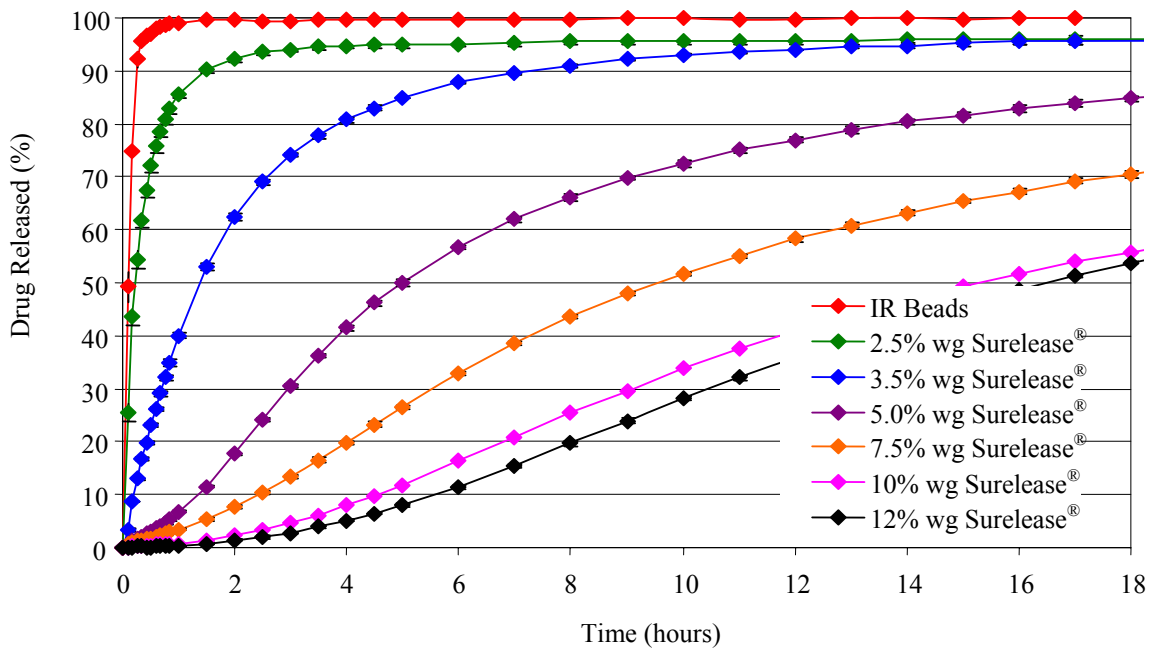


Figure 4. Dipyridamole Dissolution from Pellets Coated with Surelease® Containing PVA or PVA/PEG

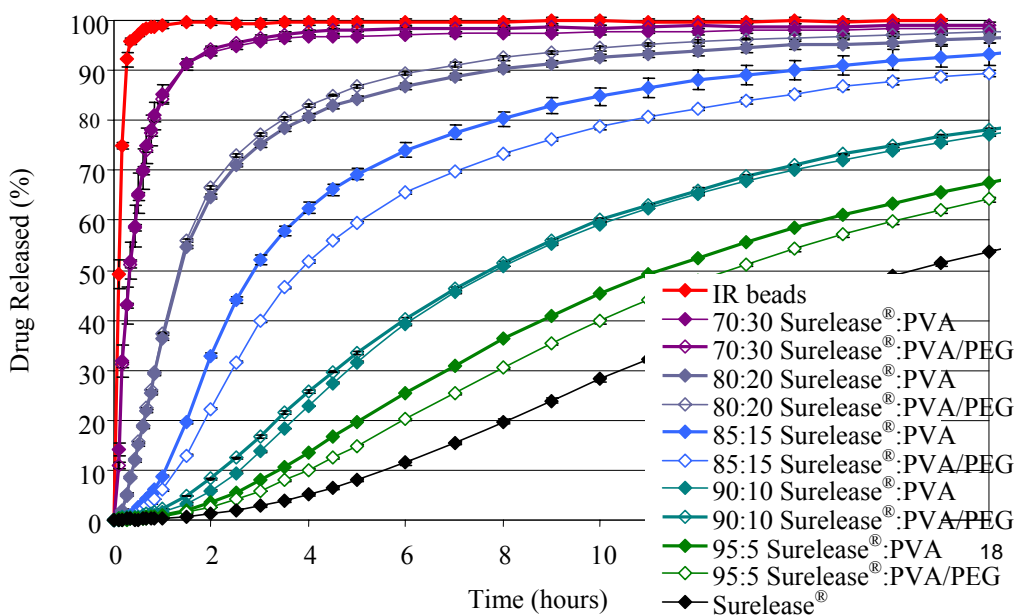


Table 2. f_2 Values for Dissolution Profiles when Using PVA or PVA/PEG as a Pore Former in Surelease[®]

Pore former concentration in Surelease[®] (% w/w)	f_2 values
5	70
10	88
15	59
20	89
30	99

It was found that at higher pore former concentrations (i.e. 30%) the inclusion of PEG in the Surelease[®] dispersion resulted in reduced tackiness during coating, compared to when PVA alone was used, thus allowing a reduction in required coating process time. The results of this study confirm previously published data⁶ on de-tackifying properties of PEG, when used in combination with PVA.

Conclusions

- It has been shown that incorporation of PVA or PVA/PEG at various concentrations (5, 10, 15, 20 and 30% w/w) into Surelease[®] E-7-19040 (aqueous ethylcellulose dispersion) film can be used to modulate release of a poorly water-soluble drug, dipyridamole.
- An increase in the amount of pore former added to the ER film resulted in an increase in rate of drug release. Inclusion of PEG with PVA in Surelease[®] did not change the drug release compared to the ER film where PVA only was used as a pore former.
- The inclusion of PEG into the Surelease[®] dispersion containing PVA resulted in a reduced tackiness during coating compared to when PVA alone was used. This result allowed a reduction in coating process time.

References

1. Bechgaard H., Nielsen G.H. Controlled-release multiple-units and single-unit doses. *Drug Dev. Ind. Pharm.* 4(1); 53-67 (1978).
2. Frohoff-Hülsmann M. A., Schmitz A. and Lippold B.C., Aqueous ethylcellulose dispersions containing plasticizers of different water solubility and hydroxypropyl methylcellulose as coating material for diffusion pellets I. Drug release rates from coated pellets, *Int. J. Pharm.*, 1999, 177, 69–82.
3. Martindale, Parfitt K (Ed.), Pharmaceutical Press, London, 857 (1999).
4. FDA, Federal Register, 1995, 60(230), p. 61642.
5. Moore J.W. and Flanner H.H., Mathematical Comparison of Dissolution Profile, *Pharm. Tech.*, 1996, 20(6), 64-74.
6. Jordan M. and Taylor J., Film coatings and film coating compositions based on polyvinyl alcohol, Berwind Pharmaceutical Services, INC, 2001, U.S. Patent, WO 01/04195 A1, PCT/US00/40287.

World Headquarters

Colorcon

415 Moyer Blvd., P.O. Box 24, West Point, PA 19486-0024

Tel: 215-699-7733 Fax: 215-661-2605 Web Site @http://www.colorcon.com E.mail: modified_release@colorcon.com

Locations	Telephone	Facsimile	Locations	Telephone	Facsimile
<i>United States</i>			<i>Asia/Pacific</i>		
Santa Ana, California	714-549-0631	714-549-4921	Singapore	65-6438-0318	65-6438-0178
Indianapolis, Indiana	317-545-6211	317-545-6218	Nishiyama, Japan	81-5-4465-2711	81-5-4465-2730
Humacao, Puerto Rico	787-852-3815	787-852-0030	Shanghai, China	86-21-5442-2222	86-21-5442-2229
Quebec, Canada	514-337-8341	514-337-9159	Goa, India	91-832-288-3434	91-832-288-3440
			Seoul, Korea	82-2-2057-2713	82-2-2057-2179
<i>Europe</i>			<i>Latin America</i>		
Dartford, Kent, England	44-1322-293000	44-1322-627200	Buenos Aires, Argentina	54-911-4552-1565	54-911-4552-3997
Massy, France	33-1-6447-9750	33-1-6932-5983	Cotia, Brasil	55-11-4612-4262	55-11-4612-3307
Idstein, Germany	49-6126- 9961- 0	49- 6126-9961-11	Bogota, Colombia	571-418-1202	571-418-1257
Gallarate, Italy	39-0331-776932	39-0331-776831	Santa Fe, Mexico	525-5-3000-5700	525-5-3000-5701
Budapest, Hungary	36-1-200-8000	36 -1-200-8010	Caracas, Venezuela	58-212-442-4819	58-212-442-8724
Barcelona, Spain	34-9-3589-3756	34-9-3589-3792			
Istanbul, Turkey	90-216-465-0360	90-216-465-0361			

The information contained herein, to the best of our knowledge is true and accurate. Any recommendations or suggestions are made without warranty or guarantee, since the conditions of use are beyond our control. Any information contained herein is intended as a recommendation for use of our products so as not to infringe on any patent.

© Colorcon, 2007. The information contained in this document is proprietary to Colorcon and may not be used or disseminated inappropriately.

Opadry® and Surelease® are registered trademarks of BPSI Holdings LLC

mr/aaps_2007/ethylcellulose_ml/12.2007

First Published: 12/2007