

PURPOSE

Push-pull osmotic pump (PPOP) tablets can deliver drugs at a constant rate.¹⁻² Push and pull layers are generally manufactured via a solvent granulation process. The purpose of this study was to investigate the direct compression (DC) method for manufacture of a ready-mix push layer system, as a direct-to-hopper approach, compared to the solvent-based high shear wet granulation (WG) process. The stability of the ready-mix push layer was also evaluated.

METHODS

Push layer blend was prepared using POLYOX™ WSR Coagulant NF LEO (swelling polymer) (73.5 %w/w), sodium chloride (osmogen) (25.0 %w/w), iron oxide (colorant) (1.0 %w/w) and magnesium stearate (lubricant) (0.5 %w/w), using a dry blending technique (batch size of 5 kg). For comparison, a push layer blend was also prepared using a high shear granulation process with similar components and ratios (Figure 1). The blends were evaluated for uniformity, particle size distribution and loss on drying (LOD). Both push layer blends were further used to prepare bilayer tablet cores using a pull layer formulation consisting of glipizide (10 mg) and POLYOX WSR N-80 NF LEO. Tablets were coated with Opadry® CA fully formulated osmotic coating system and laser drilled (Figure 2). The resulting PPOP tablets were evaluated for drug release. The DC-push layer blend (ready-mix) was packaged in polybags (with and without desiccant), stored in accelerated condition (40°C/75% RH) and evaluated for stability at pre-determined time intervals for 3 months.

Figure 1. Comparison of Push Layer Manufacturing Process (Direct Compression vs. Wet Granulation)

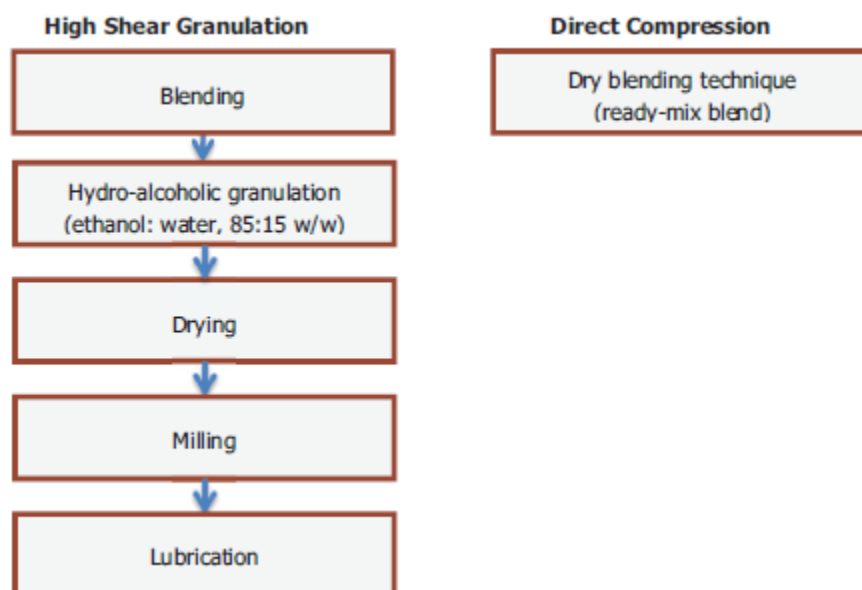
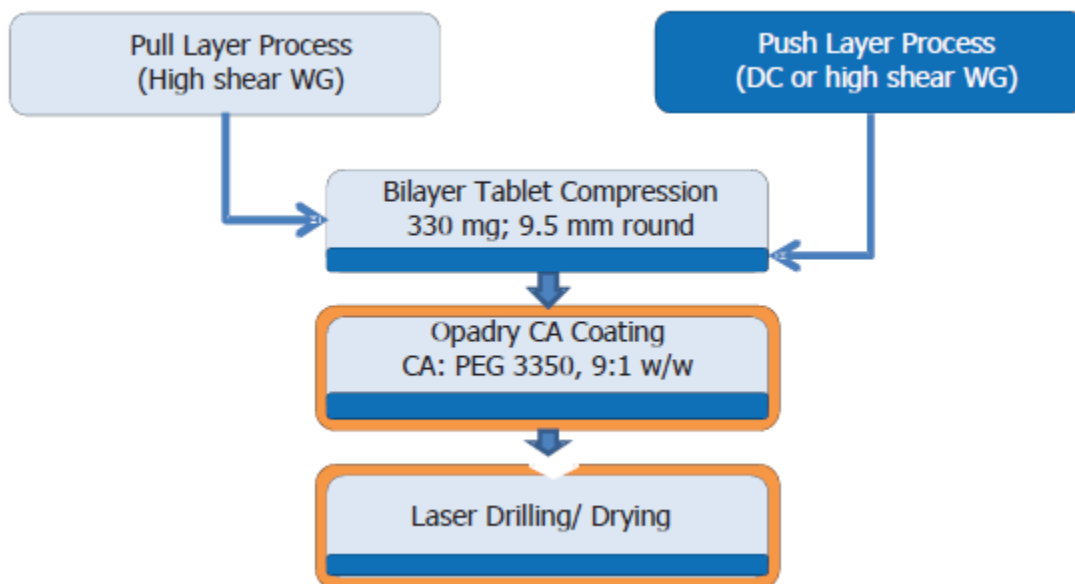


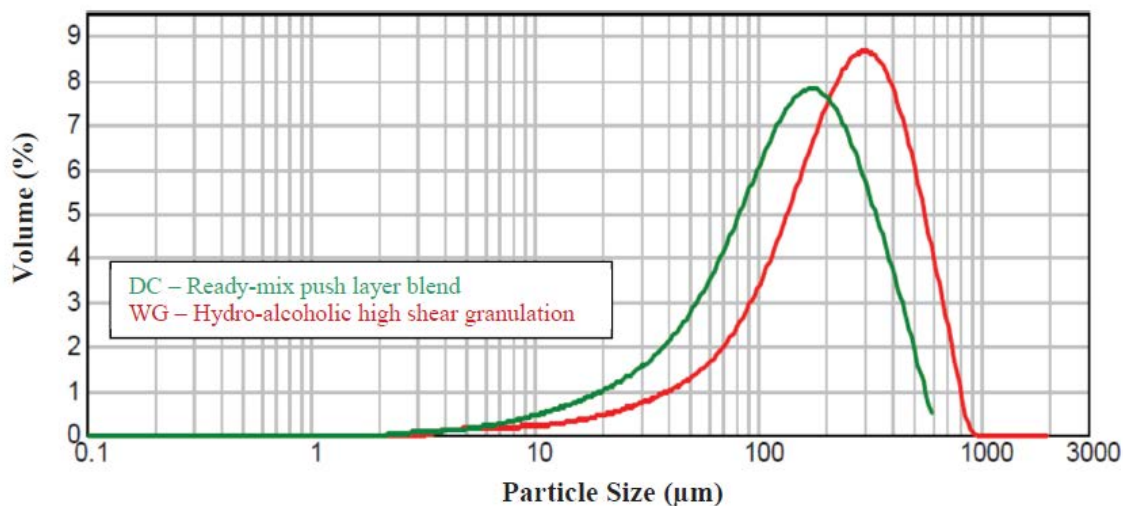
Figure 2. Manufacturing Process for Push-Pull Osmotic Pump Tablets



RESULTS

Figure 3 shows that the wet granulation process produced larger particles compared to the dry blending process (median particle size of 240 and 143 μm , respectively). The LOD values for both blends were similar (equal or below 0.5 %w/w). The ready-mix push layer demonstrated excellent content uniformity of the osmogen (RSD<2.5%), an indication of blend homogeneity. The glipizide bilayer tablet cores showed desirable properties (tablet weight variation RSD<2.0%; tablet hardness of ~12 kp/1.8 MPa), irrespective of the process used to manufacture the push layer (DC vs. WG method). Moreover, drug release profiles were similar for the resulting PPOP tablets, confirming that the performance of the push layer is comparable for both manufacture processes (Figure 4).

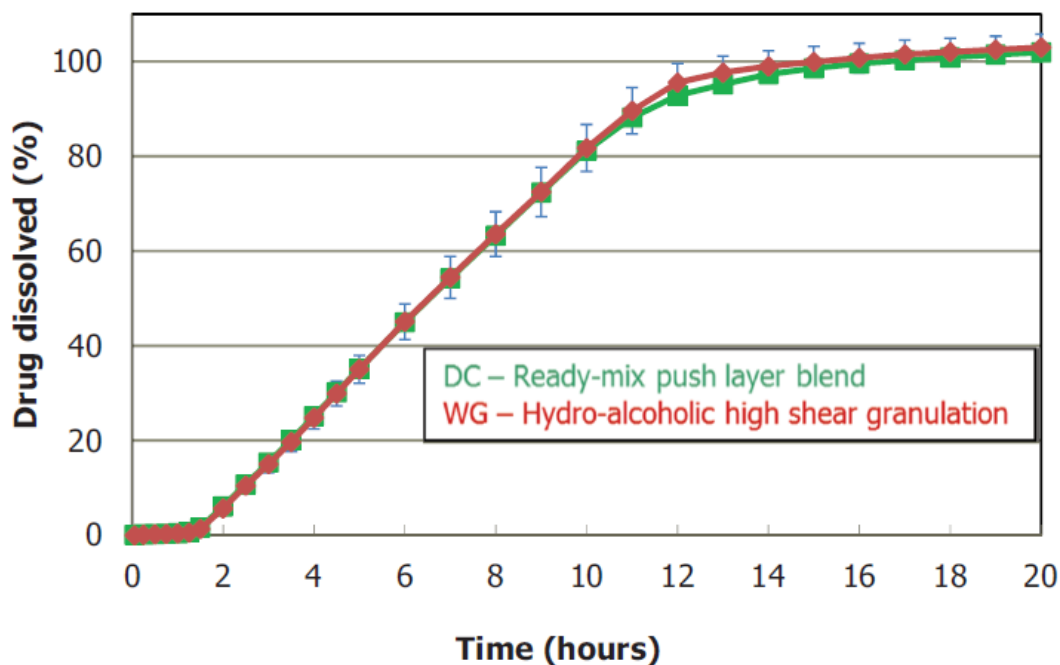
Figure 3. Particle Size Distribution Profiles for Push Layer Blend – DC (Ready-Mix) and WG-High Shear Granulation Process (Mastersizer, Malvern Instruments)



(Mastersizer, Malvern Instruments)

Figure 4. Drug Release Profiles for Glipizide PPOP Tablets: Ready-Mix vs. WG-Push Layer; Opadry CA Coating at 10 %w/w weight gain (n = 6, f2 = 98.7)

Dissolution method: USP Apparatus II, at 50 rpm with sinkers in 900 ml of simulated intestinal fluid (SIF, pH 7.5) without enzyme, 37 ± 0.5°C



To assess the stability of the ready-mix push layer, the powder samples at different time points were evaluated for LOD, sodium chloride uniformity, particle size distribution; and the PPOP tablets for drug release (Figures 5-7).

Figure 5. Loss on Drying for Ready-Mix Push Layer under Accelerated Storage Condition
 (IR moisture balance, Denver Instrument, Model: IR-200, USA)

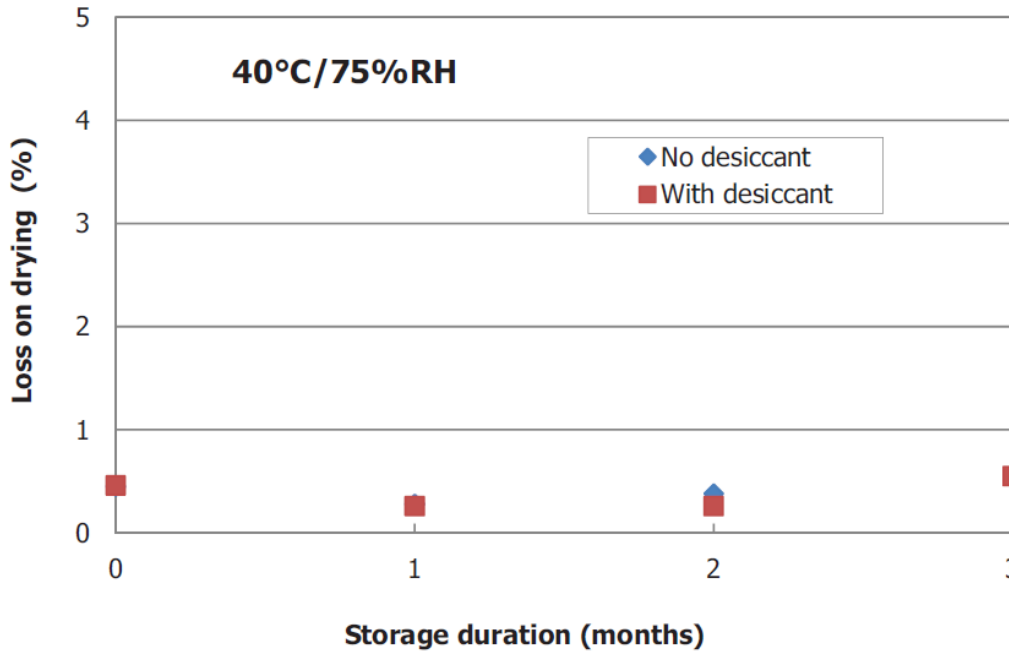


Figure 6. Sodium Chloride Content of Ready-Mix Push Layer under Accelerated Storage Condition

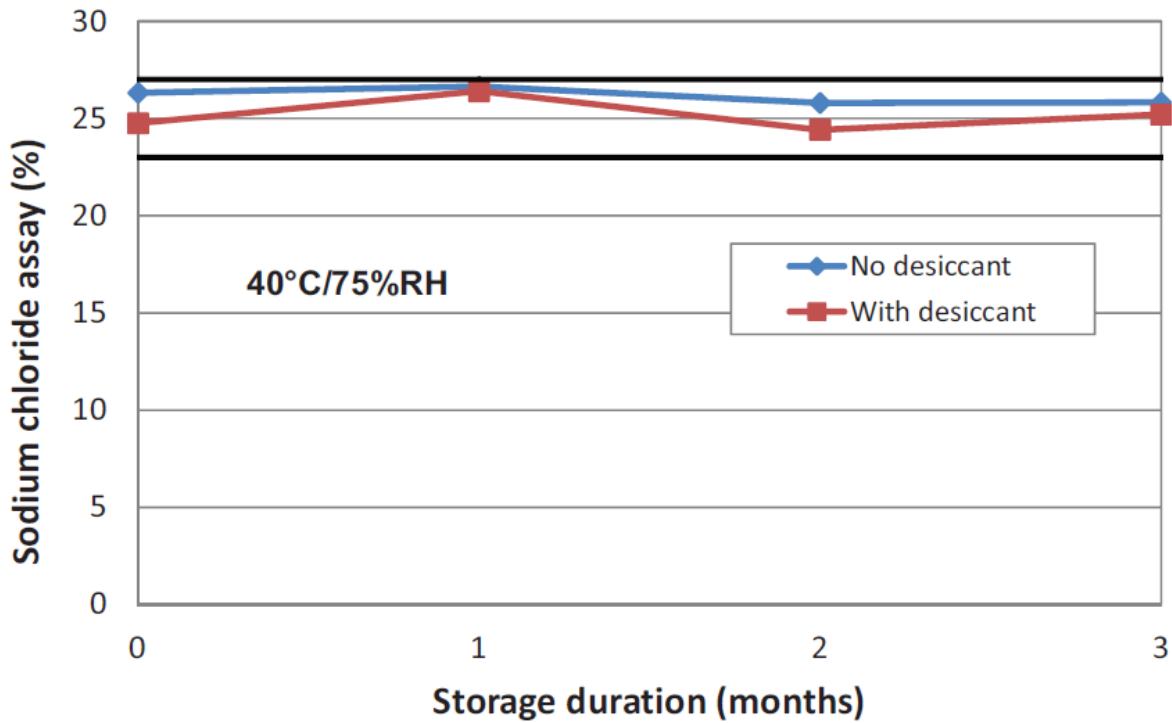
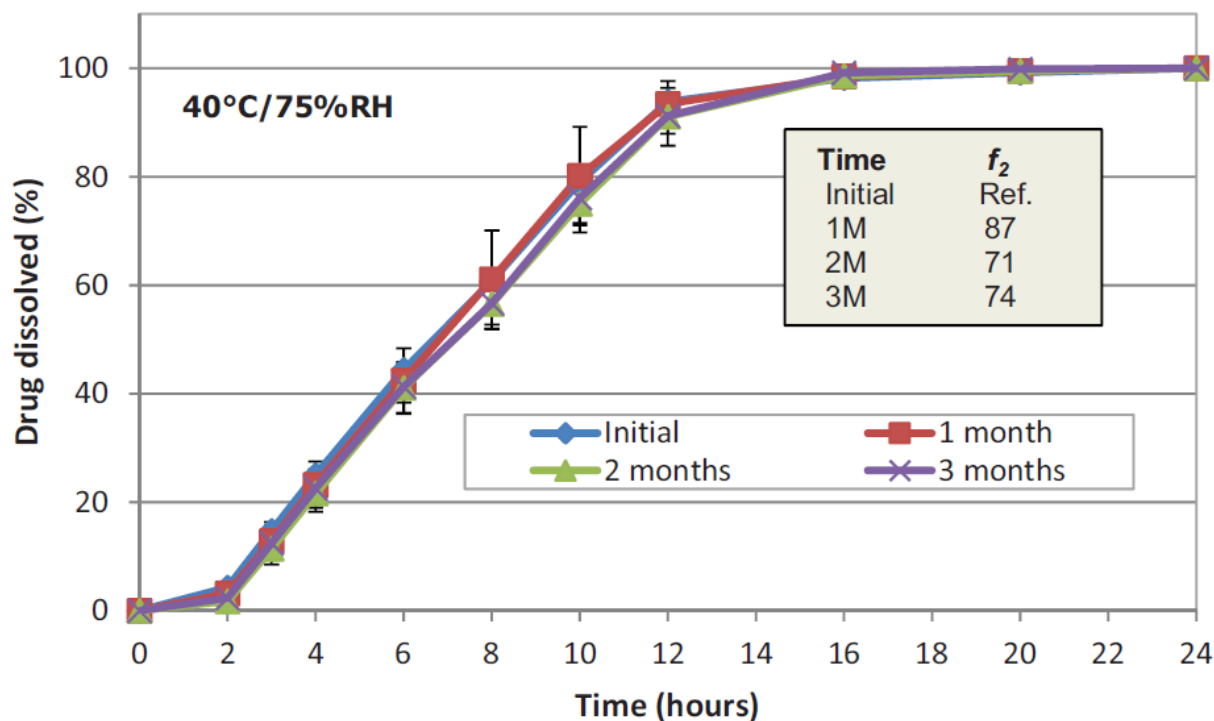


Figure 7. Drug Release Profiles for Glipizide PPOP Tablets Developed using Ready-Mix Push Layer as Stored in Accelerated Condition (n = 6)



Results showed the LOD values for the ready-mix push layer were consistently low (0.26-0.59 %w/w) during the 3-month storage at accelerated condition. All powder samples exhibited desirable content uniformity for sodium chloride (24.4-26.6 %w/w compared to the target value of 25.0 %w/w). The particle size distribution profiles remained unchanged over time (median particle size range of 127-135 μm). The use of desiccant did not appear to enhance the stability of the ready-mix push layer system. In addition, the use of ready-mix push layer system in formulation of glipizide PPOP tablets provided similar drug release profiles ($f_2 \geq 71$) during the stability study. The results of this study were consistent with our previous data where the performance and robustness of ready-mix push layer blends were evaluated and confirmed for varying ratios of POLYOX and sodium chloride within the formulation.³

CONCLUSIONS

The ready-mix push layer demonstrated desirable and consistent powder characteristics and exhibited similar performance to the commonly used wet granulation method with regard to tablet properties and drug release. Moreover, it showed excellent stability under the accelerated condition. Thus, the ready-mix push layer can offer ease-of-use, removal of organic solvent and requires less processing steps in comparison to a wet granulation process. This, in turn, provides safer operation and facilitates a direct-to-hopper approach in manufacture of osmotic tablets.

REFERENCES

1. V. Malaterre, et al. *Eur. J. Pharm. Biopharm.*, 73, 311-323 (2009).
2. S.L. Shamblin, Controlled release using bilayer osmotic tablet technology: reducing theory to practice, In: H. Wen, K, Park, Oral controlled release formulation design and drug deliver: theory to practice. John Wiley & Sons, Inc., 129-153 (2010)
3. H. Deng et al. Effect of polyethylene oxide molecular weight and osmogen content on the performance of push-pull osmotic pump tablets, CRS Meeting and Exposition (2013)

The information contained herein, to the best of Colorcon, Inc.'s knowledge is true and accurate. Any recommendations or suggestions of Colorcon, Inc. with regard to the products provided by Colorcon, Inc. are made without warranty, either implied or expressed, because of the variations in methods, conditions and equipment which may be used in commercially processing the products, and no such warranties are made for the suitability of the products for any applications that you may have disclosed. Colorcon, Inc. shall not be liable for loss of profit or for incidental, special or consequential loss or damages.

Colorcon, Inc. makes no warranty, either expressed or implied, that the use of the products provided by Colorcon, Inc., will not infringe any trademark, trade name, copyright, patent or other rights held by any third person or entity when used in the customer's application.

For more information, contact your Colorcon representative or call:

North America +1-215-699-7733	Europe/Middle East/Africa +44 (0)-1322-293000	
Latin America +54-11-5556-7700	India +91-832-6727373	China +86-21-61982300

You can also visit our website at www.colorcon.com



© BPSI Holdings LLC, 2016.

The information contained in this document is proprietary to Colorcon, Inc. and may not be used or disseminated inappropriately.

POLYOX™ is a trademark of International Flavors and Fragrances Inc. or its affiliates. © 2021 IFF. All rights reserved

All trademarks, except where noted, are property of BPSI Holdings LLC.

aaps_2013_Missaqhi_DC_PushLayer_PEO_ver2_06