

# Evaluation of a Novel, PEG-free, Immediate Release Opadry® Aqueous Moisture Barrier Film Coating with High Productivity

AAPS Poster Reprint  
2014

Jeffrey Gimbel, Daniel To, Brad Prusak, Jason Teckoe and Ali Rajabi-Siahboomi  
Colorcon Inc., Harleysville, PA 19438, USA

## Purpose

High productivity immediate release (IR) film coatings with exceptional moisture barrier functionality, and no adverse impact on drug release, are increasingly preferred. The aim of this study was to characterize the properties of a novel, polyethylene glycol (PEG)-free, fully formulated immediate release, moisture barrier film coating system.

## Methods

The properties and performance of a novel IR film coating system (Opadry® amb II) was compared to three commercially available PVA-based systems, Opadry® II, Opadry® 200, and Opadry® amb (Colorcon Inc., USA).

### Moisture Barrier Performance

The water vapor transmission rate (WVTR) through free films with a thickness of  $100 \pm 10\mu\text{m}$  and a surface area of  $5\text{cm}^2$  was measured using a PermaTran-W 1/50 (Mocon Inc., USA) at  $25^\circ\text{C}$  with a permeant side relative humidity of 85%RH and a dry side of 4 - 6%RH. In addition, moisture isotherms of the films were measured at  $25^\circ\text{C}$  and 0 to 90%RH in 10%RH increments using a Dynamic Vapor Sorption instrument (DVS Intrinsic, Surface Measurement Systems Ltd., USA).

### Dispersion Viscosity

Dispersion viscosity was measured for all systems at 20% solids and  $25^\circ\text{C}$  using a DV-PRO II+ viscometer at 10 rpm (Brookfield Engineering Laboratories Inc., USA).

### Coating Performance Evaluation

The film coating formulations were coated at 20% w/w solids onto 15 kg of placebo tablets (10 mm, round, biconvex) in a fully perforated 24" side-vented pan (Labcoat IIX, O'Hara Technologies Inc., Canada) fitted with two spray guns. Tablets were coated using the spray rates shown in Table 1 which represent the maximum spray rate where tablet-to-pan or tablet-to-tablet sticking was not observed. The inlet air temperature was also adjusted to maintain a bed temperature of  $45^\circ\text{C}$ , while all other parameters were kept constant. The airflow, pan differential pressure, pan speed, gun to bed distance, atomization and pattern air pressures were maintained at  $450\text{ m}^3/\text{hr}$ , 14 rpm, 11.4 cm, 1.7 bar and 1.7 bar, respectively.

Table 1. Coating Process Parameters

Formulation	Novel IR system	Opadry II	Opadry 200	Opadry amb
Inlet Air Temp ( $^\circ\text{C}$ )	64	65	65	60
Spray Rate (g/min)	60	60	50	30

Tablet gloss was measured using a Surface Analysis System (Model 805A, Tricor Systems Inc., USA).

### Determination of Formic Acid and Formaldehyde Levels

Formic acid and formaldehyde levels in the novel and a PEG-containing coating system were evaluated following six months storage in standard Colorcon packaging (polyethylene liner within a cardboard box) at  $30^\circ\text{C}/65\%RH$  and  $40^\circ\text{C}/75\%RH$  using previously described methods.<sup>1,2</sup>

### Coated Ibuprofen Stability

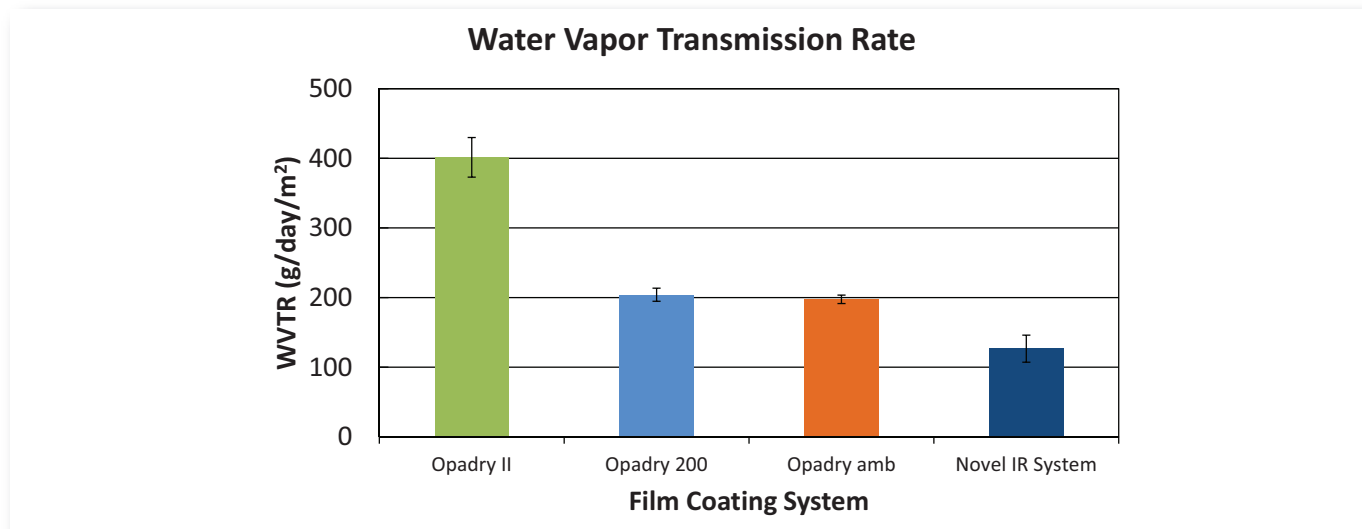
Ibuprofen tablets (200 mg, 9.53 mm round tablets, LNK International Inc.) were coated with the novel film coating system (Opadry amb II) to a 4% weight gain using the parameters described in Table 1. Dissolution testing of the coated and uncoated ibuprofen tablets, packaged in induction sealed HDPE bottles, was conducted in accordance with USP guidelines following six months storage at  $40^\circ\text{C}/75\%RH$ . Testing was conducted in 900mL of pH 7.2 phosphate buffer solution using USP Apparatus II operating at 50 rpm.<sup>3</sup> Samples were taken at 5, 10, 15, 20, and 30 minutes with a Varian VK7000 dissolution tester (Varian, USA). Dissolved drug concentrations were determined by UV absorbance spectroscopy at 221nm.

## Results and Discussion

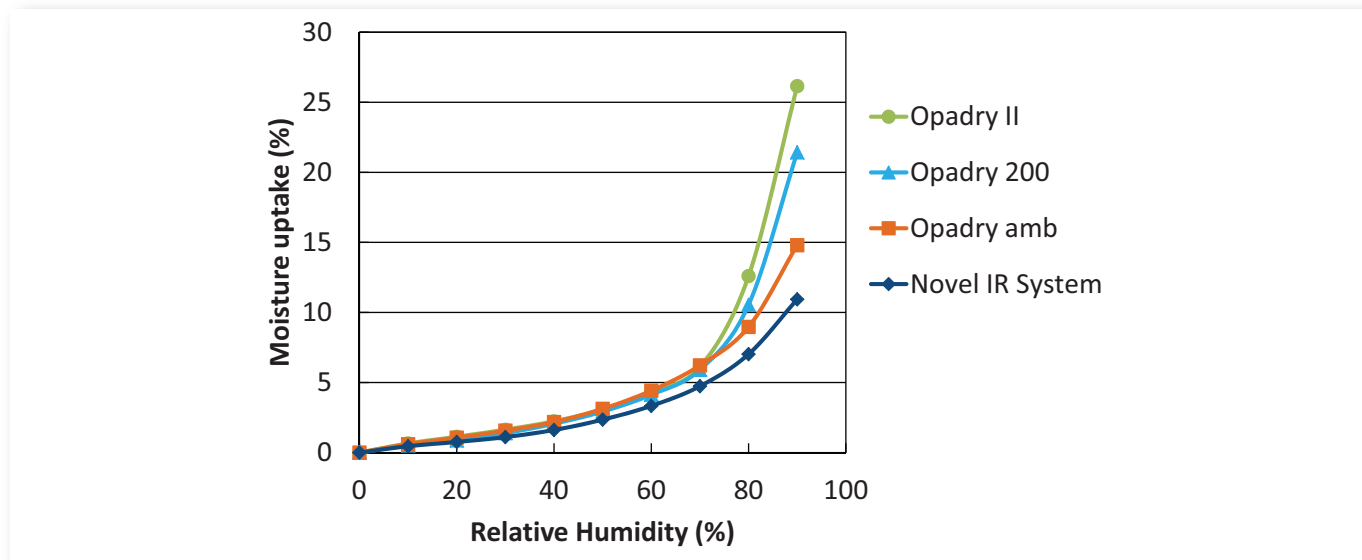
### Moisture Barrier Performance

The water vapor transmission rates of Opadry II, Opadry 200, Opadry amb, and the novel IR film coating system are shown in Figure 1. The novel IR film coating system had the lowest WVTR value, which indicates that it offers the best moisture barrier performance. DVS analysis indicates that it also had lower moisture uptake values than any of the other systems investigated and was significantly lower than those containing PEG, as shown in Figure 2. It has previously been shown that lower moisture uptake values can lead to better moisture barriers.<sup>4</sup> Low moisture uptake levels, especially at high relative humidity, confirm the exceptional moisture barrier performance of the novel IR film coating system.

**Figure 1. Water Vapor Transmission Rate of Free Films Measured at 25°C and 85%RH**



**Figure 2. Moisture Sorption Isotherms of Free Films Measured at 25°C between 0 – 90%RH**



### Dispersion Viscosity

The viscosity of all the coating dispersions were measured and found to be less than 500 cP, and therefore suitable for spraying under normal coating conditions. At 20% w/w solids Opadry amb, Opadry II, Opadry 200 and the novel IR system had viscosities of 490 cP, 126 cP, 112 cP and 101 cP respectively.

### Coating Performance

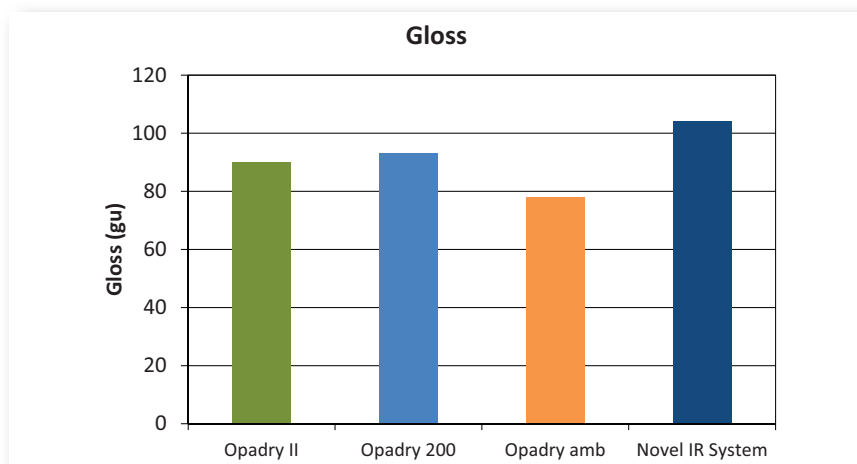
The spray rate of Opadry amb was limited to 30 g/min due to tablet sticking during the coating process. Opadry II, Opadry 200 and the novel IR film coating system offer enhanced coating productivity as seen in Table 1 due to the more effective detackifiers used in these systems, which enable higher spray rates and shorter coating times. The novel IR system also offers a reduced allergen and degradant profile as it does not contain materials such as soy lecithin or PEG. Common impurities associated with PEG are formic acid and formaldehyde, and the levels of these species found in the novel IR system and a PEG-containing film coating system are shown in Table 2. The PEG containing system showed significantly increased formic acid levels over six months storage at both 30°C/65%RH and 40°C/75%RH, while the levels in the novel IR system remain unchanged.

**Table 2. Degradant Profile of the Novel IR System and PEG-Containing System**

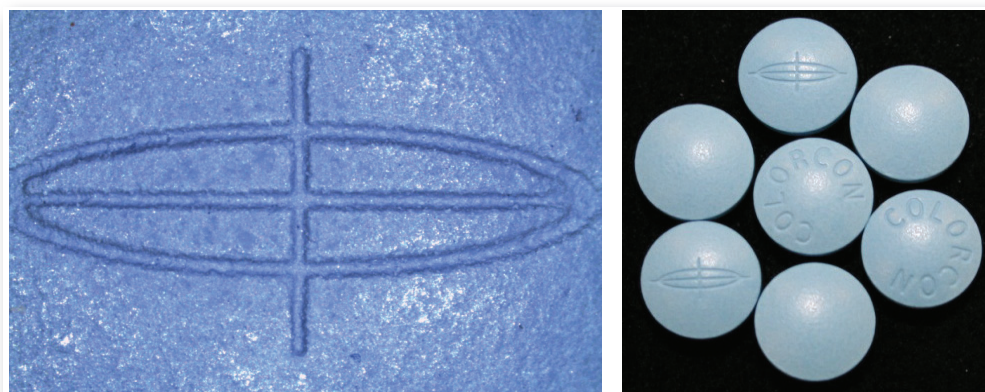
Formic Acid Six Month Results (ppm)		
Storage condition	Novel IR System	PEG-Containing System
Initial	28	8%
30°C/65%RH	22	62
40°C/75%RH	25	72
Formaldehyde Six Month Results (ppm)		
Storage condition	Novel IR System	PEG-Containing Sytem
Initial	7	5
30°C/65%RH	<5	10
40°C/75%RH	<5	7

The tablets coated with the novel IR system had higher gloss values than the other systems investigated and had an elegant tablet appearance with exceptional logo definition, which can be seen in Figures 3 and 4, respectively.

**Figure 3. Gloss of Placebo Tablet Coated on 24" Scale**



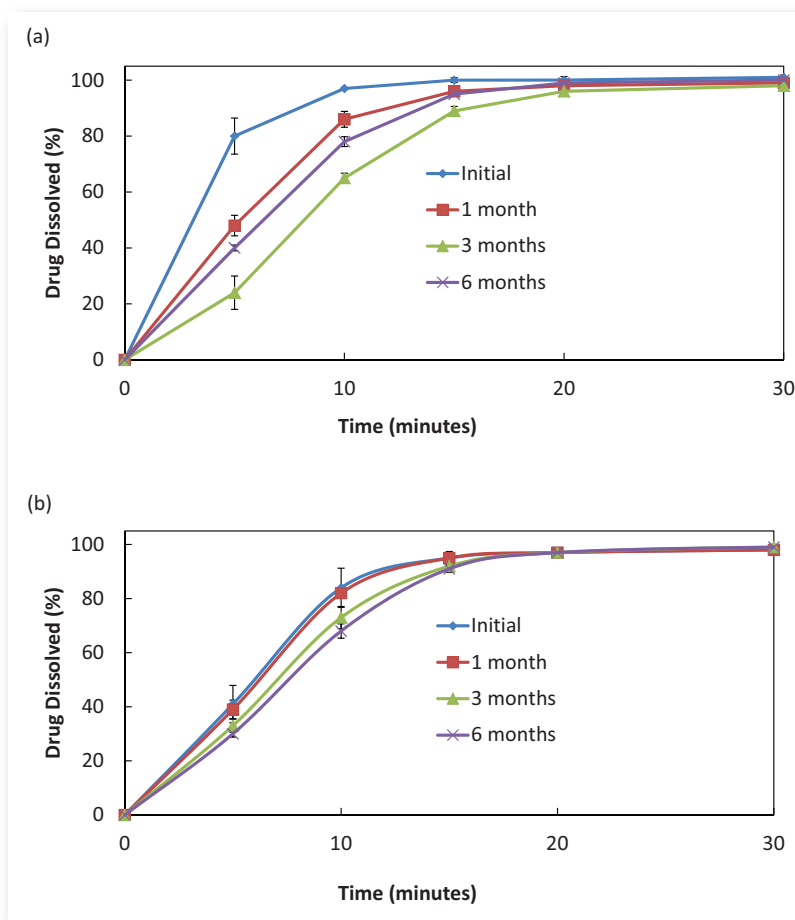
**Figure 4. Placebo Tablets Coated with the Novel IR System at 4% WG**



**Coated Ibuprofen Stability**

The dissolution profiles of coated and uncoated ibuprofen tablets following storage through six months at 40°C/75%RH are shown in Figure 5. The release profile of the uncoated core significantly slowed during storage. In contrast, the ibuprofen tablets coated to a 4% WG with the novel IR film coating system show a significantly less slow down over the course of the study.

**Figure 5. Dissolution Profiles of (a) Uncoated and (b) Coated Ibuprofen Tablets (n=6) through Six Months Storage at 40°C/75%RH.**



## Conclusions

A novel PEG-free IR film coating system, Opadry amb II, that exhibits excellent moisture barrier performance, high coating productivity and low impurity levels has been described. Tablets coated with the novel IR system have an elegant appearance with high gloss and exceptional logo definition. Dissolution performance of ibuprofen tablets coated with the novel IR system remain consistent following six months accelerated storage stability testing.

## References

1. Del Barrio M, Hu J, Zhou P, Cauchon N. Simultaneous determination of formic acid and formaldehyde in pharmaceutical excipients using headspace GC/MS. *J. Pharm. & Biomed. Anal.* 2006; 41:738-743.
2. Farrell TP, Ferrizzi DF. Determination of Trace Formic Acid and Formaldehyde in Film Coatings Comprising Polyvinyl Alcohol (PVA). AAPS Annual Meeting, Atlanta, GA USA 2008.
3. USP Monographs/II/Ibuprofen/Ibuprofen Tablets. US Pharmacopeia-National Formulary (UAP 37 – NF 32). <http://www.uspnf.com/uspnf/pub/index?usp=37&nf=32&s=1&officialOn=August 1, 2014>. Accessed Aug 1, 2014.
4. Shibaya M, Suzuki Y, Doro M, Ishihara H, Yoshihara N, Enomoto M. Effect of Soft Segment Component on Moisture-Permeable Polyurethane Films. *Journal of Polymer Science: Part B: Polymer Physics* 2006;44:573-583.

The information contained herein, to the best of Colorcon, Inc.'s knowledge is true and accurate. Any recommendations or suggestions of Colorcon, Inc. with regard to the products provided by Colorcon, Inc. are made without warranty, either implied or expressed, because of the variations in methods, conditions and equipment which may be used in commercially processing the products, and no such warranties are made for the suitability of the products for any applications that you may have disclosed. Colorcon, Inc. shall not be liable for loss of profit or for incidental, special or consequential loss or damages.

Colorcon, Inc. makes no warranty, either expressed or implied, that the use of the products provided by Colorcon, Inc., will not infringe any trademark, trade name, copyright, patent or other rights held by any third person or entity when used in the customer's application.

For more information, contact your Colorcon representative or call:

North America  
+1-215-699-7733

Europe/Middle East/Africa  
+44-(0)-1322-293000

Asia Pacific  
+65-6438-0318

Latin America  
+54-1-5556-7700



All trademarks, except where noted, are property of BPSI Holdings LLC. The information contained in this document is proprietary to Colorcon, Inc. and may not be used or disseminated inappropriately.

©BPSI Holdings LLC 2014