



Evaluation of a Partially Pregelatinized Starch in Comparison with Superdisintegrants in a Direct-Compression Hydrochlorothiazide Formulation

Charles R. Cunningham, Laura K. Scattergood
Colorcon, West Point, PA

Objectives

Corn starch has long been used as a disintegrant in oral solid dosage forms. Physical modifications of corn starch, through partial pregelatinization, have added functional benefits in terms of flowability and partial solubility, while retaining its disintegrant capability and moisture stability. The goal of this study was to compare the tablet disintegration and drug dissolution effectiveness of a partially pregelatinized starch (Starch 1500[®]) in comparison with various superdisintegrants in a poorly soluble, hydrochlorothiazide direct compaction applications.

Methods

Materials - Disintegrants

- Partially pregelatinized corn starch –Starch 1500[®], Colorcon
- Sodium starch glycolate –Explotab[®], Mendell
- Crospovidone –Polyplasdone[®] XL, ISP Technologies
- Crosslinked CMC –Ac-Di-Sol[®], FMC

Materials - Primary Excipients

- Dicalcium phosphate dihydrate, unmill –Emcompress[®], Mendell
- Lactose monohydrate spray drier –Fast Flo[®], Foremost

Materials - Active

- Hydrochlorothiazide USP –Abbott Laboratories

Formulations

Six direct compression tablet formulations were prepared :

INGREDIENT	1	2	3	4	5	6
	%	%	%	%	%	%
HCTZ	25.000	25.000	25.000	25.000	25.000	25.000
Dicalcium phosphate	37.375	36.375	36.375	36.375	36.375	32.375
FF Lactose	37.375	36.375	36.375	36.375	36.375	32.375
Starch 1500		2.000				10.000
Crosslinked CMC			2.000			
Crospovidone				2.000		
Sodium starch glycolate					2.000	
Mg Stearate	0.250	0.250	0.250	0.250	0.250	0.250
Total %	100.0	100.0	100.0	100.0	100.0	100.0

For each batch, all ingredients except magnesium stearate were blended together in a twin-shell blender for 15 minutes. The magnesium stearate was then added and blended for an additional 5 minutes.

Compaction

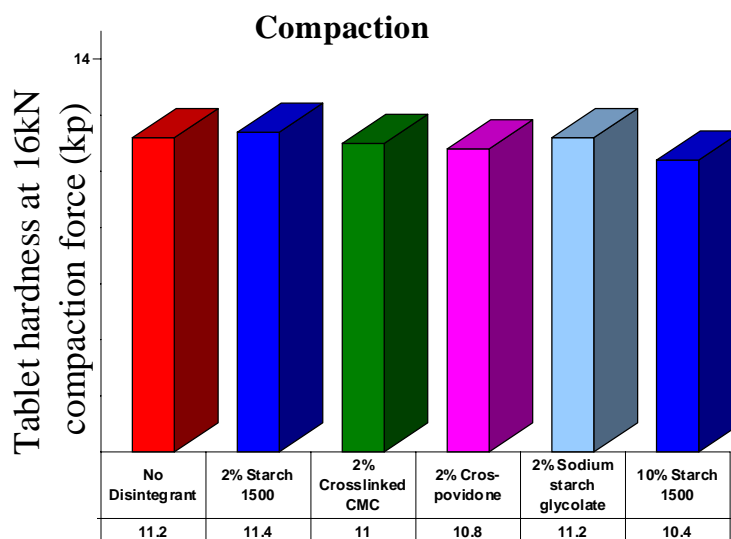
The tablets were compressed using a 10 station instrumented Piccola rotary tablet press using size B, 5/16" flat-faced beveled edge tooling.

The target tablet weight was 200mg (50mg hydrochlorothiazide).

Moisture-Uptake Isotherms

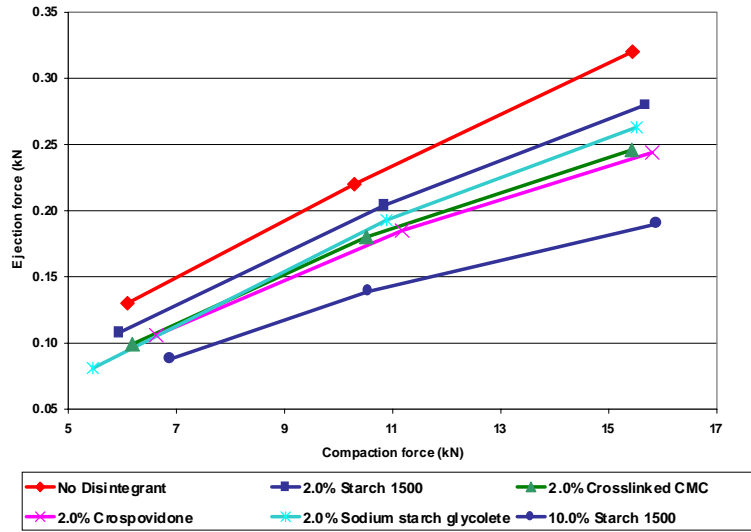
Moisture-uptake isotherms were conducted on each of the disintegrant powders using a VTI Corporation SGA-100 Symmetrical Gravimetric Analyzer. This is a continuous gas flow adsorption instrument for obtaining water vapor isotherms at temperatures ranging from 0° to 80° C at ambient pressure. The instrument temperature was controlled at 25°C for this study. In addition to the disintegrant powder testing, this instrument was used to test final tablet samples from each of the formulations with 2.0% disintegrant.

RESULTS



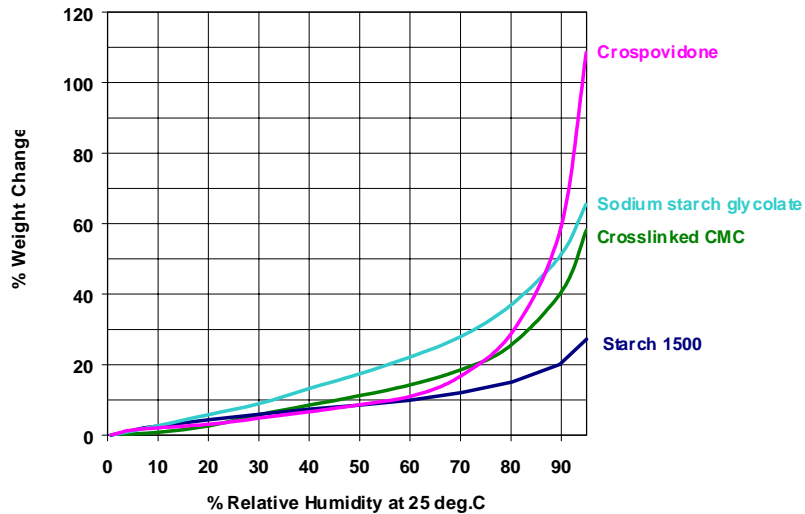
The tablet hardness at each compaction force was measured using a Schleuniger tablet hardness tester. No significant differences in the compactibility of the individual blends were seen.

Ejection Force Profiles



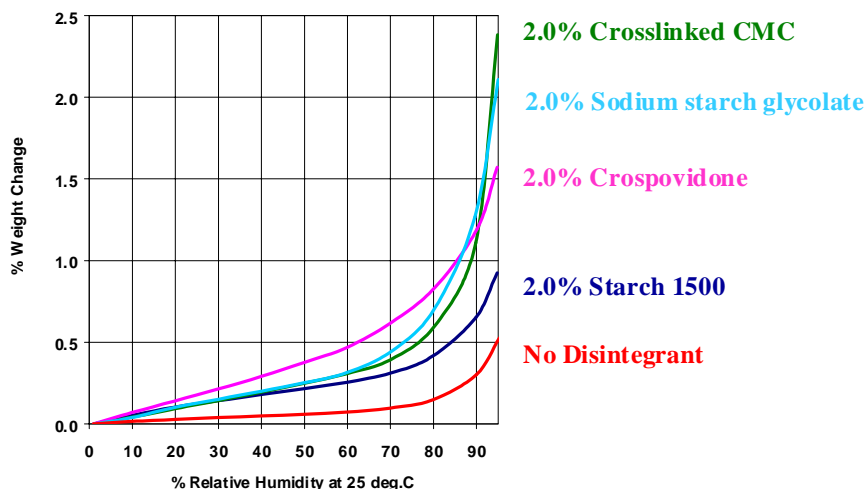
The control formulation with no disintegrant exhibited the highest ejection force profile. All other disintegrants at a 2.0% usage level provided a similar lowering of ejection force values while the batch containing 10.0% Starch 1500 provided a substantial decrease in ejection forces when compared to the control batch.

Moisture-Uptake Isotherms - Powders



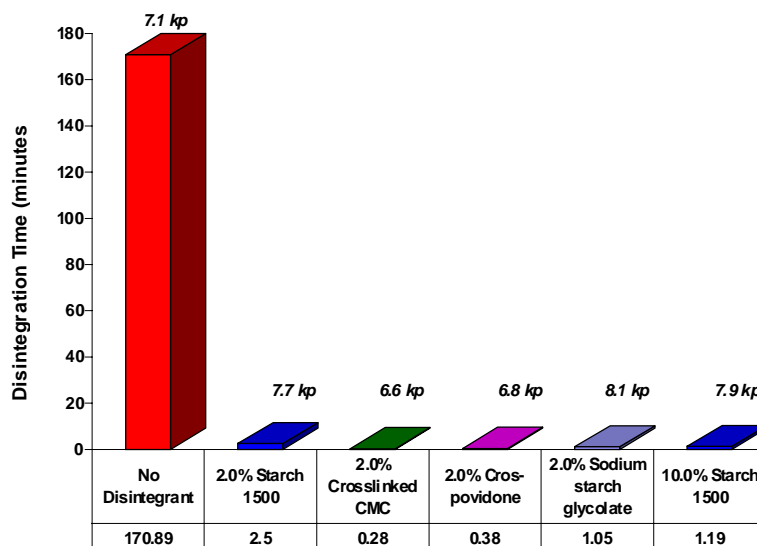
Moisture-uptake isotherm data showed significantly higher moisture uptake for the superdisintegrant powders in comparison with the Starch 1500.

Moisture-Uptake Isotherms - Tablets



Isotherm data for the individual tablets also show significant differences even though the disintegrants were only present at a 2.0% level. The tablet containing 2.0% crosslinked CMC showed 2.5 times the weight increase compared to the tablets with 2.0% Starch 1500.

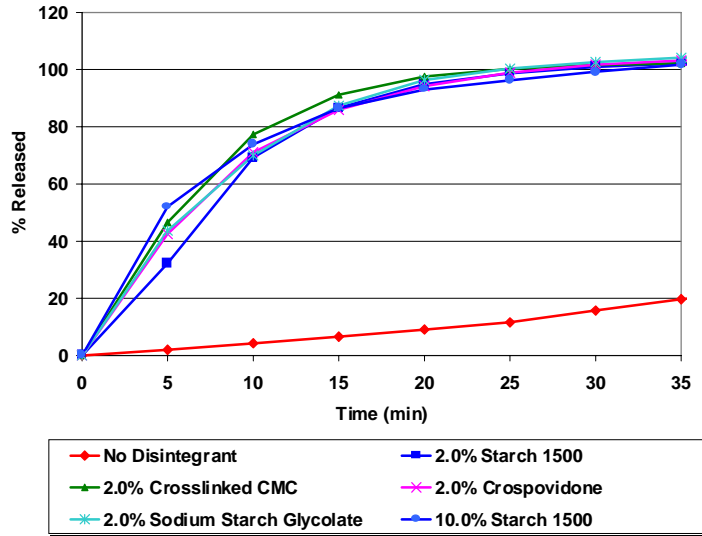
Disintegration Results



*Tablet hardness values

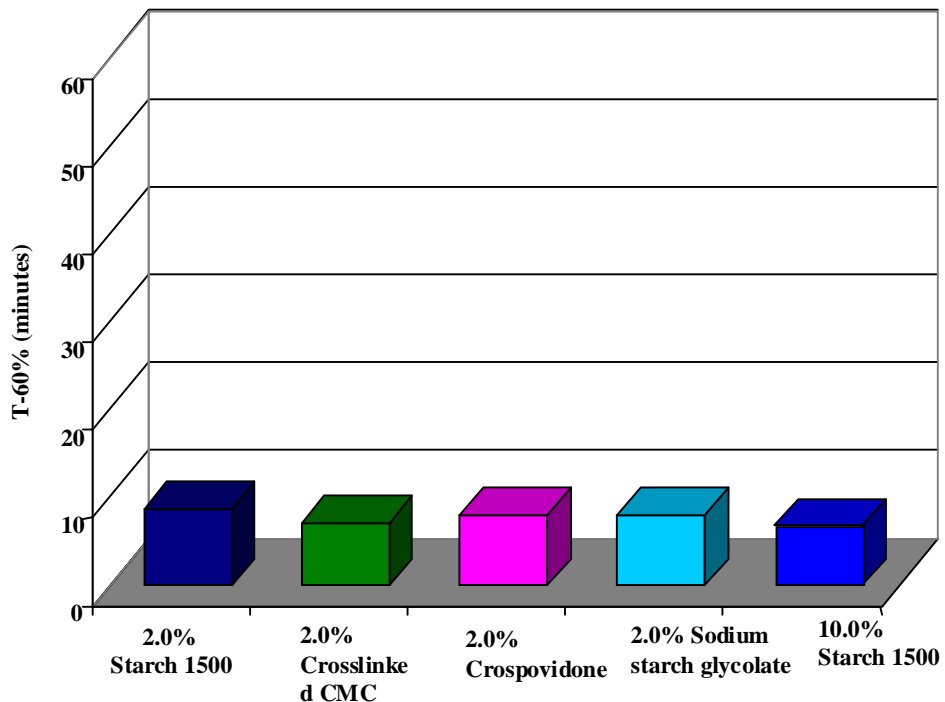
Tablets of comparable hardness (7-8 kp) were selected for disintegration testing. The effect of all the disintegrants was substantial. The disintegration time in 37°C DI water for the control batch with no disintegrant was 170.8 minutes compared to all other tablets disintegrating in 2.5 minutes or less.

Dissolution Results



Dissolution for the control batch with no disintegrant was very slow with only 20% drug released in 35 minutes. At the 5-minute time point, the tablets with 2.0% Starch 1500 released 30% of the drug compared with 40 to 50 % released for the tablets containing the other disintegrants. At 10 minutes, batches released between 70 and 78% including the batch with 2.0% Starch 1500.

Dissolution T-60% Released



The USP requirement for hydrochlorothiazide tablets is that not less than 60% drug be released in 60 minutes. All tablet samples with disintegrant met T-60% in less than 10 minutes. Dissolution was fastest for the batch with 10% Starch 1500 with a T-60% of 7.0 minutes. All other batches met a T-60% in under 10 minutes.

The control batch was not charted as it only released 30% drug in 60 minutes.

Conclusions

Although superdisintegrants have demonstrated improved disintegration and dissolution functionality over traditional starch disintegrants, they can also be associated with tablet stability problems related to moisture uptake. Superdisintegrants function primarily by drawing large amounts of water into the tablet and simultaneously swelling. It is this great affinity for water that can impact the stability of moisture-sensitive materials under accelerated storage conditions.

In this direct-compression hydrochlorothiazide formulation, partially pregelatinized starch performed as effectively as the superdisintegrants, and due to its low propensity for moisture uptake may afford superior moisture stability. Although the use of superdisintegrants may be necessary in some formulations, the inclusion of Starch 1500 may allow for a reduction in superdisintegrant levels while avoiding potential stability problems.

Additionally, the improved flow and lubricity characteristics of partially pregelatinized starch can impart further benefit to the formulation in a very cost-effective manner.

Acknowledgments

The authors are grateful to Dr. Agustin Venero and Mr. John Bullis of VTI Corporation for their time and effort in conducting the numerous moisture uptake tests. The authors would also like to acknowledge Ms. Melanie Hartman of West Chester University for her help in preparing and testing tablet samples.

The information contained herein, to the best of our knowledge, is true and accurate. Any recommendations or suggestions are made without warranty or guarantee, since the conditions of use are beyond our control. Any information contained herein is intended as a recommendation for use of our products so as not to infringe on any patent.